
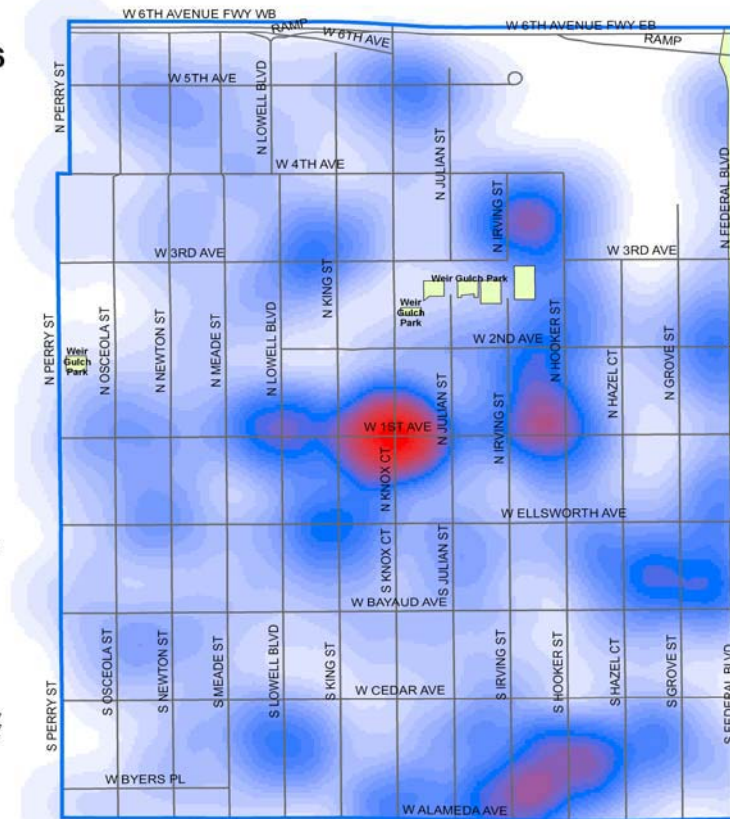
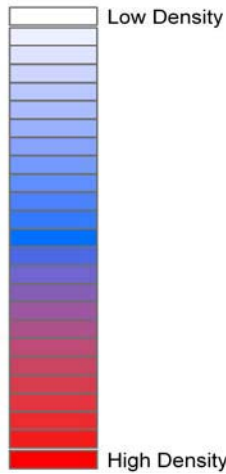


**BARNUM REPORTED OFFENSES**

**BARNUM**

TYPE OF CRIME		2005		2006		CHANGE	
		#	%	#	%	#	%
Part 1 Persons	Homicide	0	0.0%	2	0.4%	2	NA
	Sexual Assault	2	0.3%	5	1.1%	3	150.0%
	Robbery	26	4.5%	22	4.6%	-4	-15.4%
	Aggravated Assault	34	5.9%	22	4.6%	-12	-35.3%
SUBTOTAL		62	10.8%	51	10.7%	-11	-17.7%
Part 1 Property	Burglary	87	15.1%	79	16.6%	-8	-9.2%
	Larceny (Except Theft from Motor Veh)	63	10.9%	36	7.6%	-27	-42.9%
	Larceny (Theft from Motor Vehicle)	64	11.1%	61	12.8%	-3	-4.7%
	Auto Theft	113	19.6%	71	14.9%	-42	-37.2%
	Arson	12	2.1%	7	1.5%	-5	-41.7%
SUBTOTAL		339	58.9%	254	53.5%	-85	-25.1%
<b>PART 1 TOTAL</b>		<b>401</b>	<b>69.6%</b>	<b>305</b>	<b>64.2%</b>	<b>-96</b>	<b>-23.9%</b>
Other Crimes Against Persons	Other Assaults	25	4.3%	20	4.2%	-5	-20.0%
	Other Sex Offenses	7	1.2%	4	0.8%	-3	-42.9%
	Against Family/Child	3	0.5%	3	0.6%	0	0.0%
SUBTOTAL		35	6.1%	27	5.7%	-8	-22.9%
Public Disorder Crimes	Criminal Mischief	77	13.4%	75	15.8%	-2	-2.6%
	Prostitution and Commercialized Vice	0	0.0%	0	0.0%	0	NA
	Disorderly Conduct	5	0.9%	10	2.1%	5	100.0%
SUBTOTAL		82	14.2%	85	17.9%	3	3.7%
Drug and Alcohol	Drug Abuse Violations	32	5.6%	25	5.3%	-7	-21.9%
	Liquor Law Violations	0	0.0%	0	0.0%	0	NA
SUBTOTAL		32	5.6%	25	5.3%	-7	-21.9%
White Collar Crimes	Forgery and Counterfeiting	1	0.2%	1	0.2%	0	0.0%
	Fraud	9	1.6%	10	2.1%	1	11.1%
	Embezzlement	0	0.0%	1	0.2%	1	NA
SUBTOTAL		10	1.7%	12	2.5%	2	20.0%
All Other Crimes	Stolen Property	1	0.2%	3	0.6%	2	200.0%
	Weapons	7	1.2%	5	1.1%	-2	-28.6%
	All Other Offenses	8	1.4%	13	2.7%	5	62.5%
SUBTOTAL		16	2.8%	21	4.4%	5	31.3%
<b>PART 2 TOTAL</b>		<b>175</b>	<b>30.4%</b>	<b>170</b>	<b>35.8%</b>	<b>-5</b>	<b>-2.9%</b>
<b>TOTAL</b>		<b>576</b>	<b>100.0%</b>	<b>475</b>	<b>100.0%</b>	<b>-101</b>	<b>-17.5%</b>

**Density of Total Crime 2006**



All files utilized in the creation of this report are dynamic. Dynamic files allow additions, deletions and/or modifications at any time, resulting in more complete and accurate records in the databases. Due to continuous data entry after reports are compiled, numbers may vary in previous or subsequent reports. Data downloaded 1/26/07.