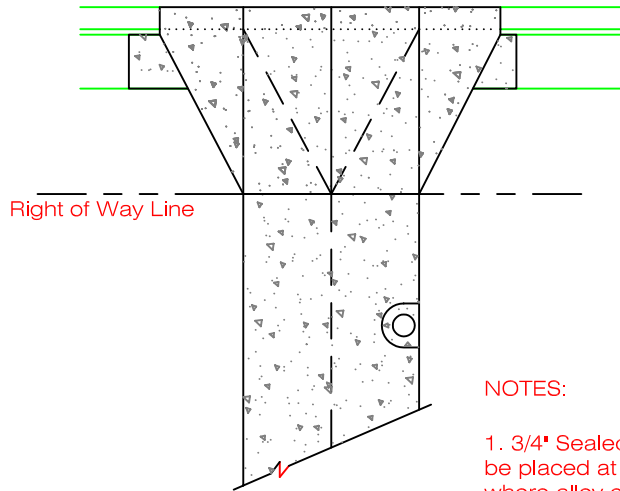


Refer to
Detail 10.1 for
Alley Approach
with Attached
sidewalk

Refer to
Detail 10.3 for
Typical Alley
Cross Section

Refer to
Detail 10.2 & 10.2a for
Alley Approach
with Detached sidewalk



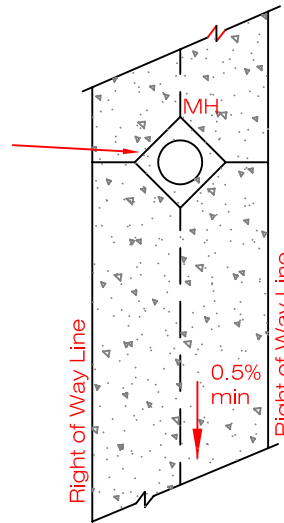
Right of Way Line

NOTES:

1. 3/4" Sealed Expansion Joint shall be placed at those locations where alley changes direction ("T" or "L" shaped alleys) and adjacent to abutting buildings.

2. Transverse Contraction Joints shall be spaced at a maximum of 15 foot intervals and placed at manholes, poles and ends of curb head or as directed by the Engineer. (See Detail 11.2)

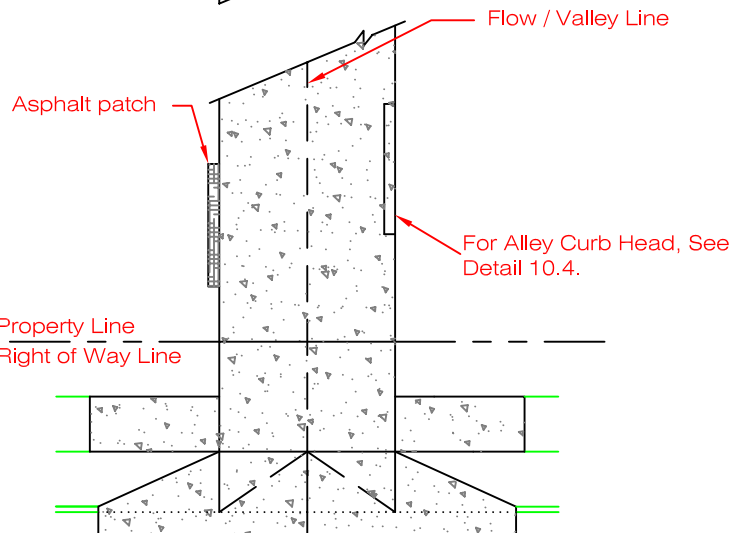
Refer to Detail
11.5 for Manhole Boxout.



Right of Way Line

0.5%
min

Right of Way Line



Flow / Valley Line

Asphalt patch

For Alley Curb Head, See
Detail 10.4.

Property Line
Right of Way Line

DATE: 5/05

CITY & COUNTY OF DENVER

PUBLIC
WORKS

STD. DWG NO.

TYPICAL ALLEY LAYOUT



10.0