



Discussion

- General Background
- Collection System Details
- Community Values
- Breakout Sessions



GENERAL BACKGROUND



Denver Solid Waste Management (DSWM)



- A division of Denver's Public Works Department
- 210 full-time (equivalent) staff
- 166,000 households served



Services Provided by DSWM

- Household Refuse Collection
- Large Item Pick-Up
- Recyclables Collection
- Graffiti Abatement
- Keep Denver Beautiful



DSWM's Guiding Principles



Greenprint Denver Goal

- Established by Greenprint Denver's Advisory Council*
- Committed to reduce landfill tonnage 30%
- Diverting waste from Denver's landfill has both a positive environmental and financial impact to the City.

YEAR	2004	2011
LANDFILL (TONS)	265,000	185,500

**Greenprint Denver is an Agenda for Sustainable Development established by Mayor Hickenlooper in 2006*



Master Plan Activities to Date


2008
Hired
consultant and
characterized
waste system

2008
Conducted
survey of 10
similar cities
to compare
services

2009
Public
Involvement and
short-list of
improvement
options



Collection System Details



Refuse Collection



Manual



Automated
Barrel



Dumpster



Operational Challenges

- Low tip fee at landfill
- Both alley and street pickup
- Overflow
- Illegal dumping



Large Item Pick-Up (LIP)

- Scheduled by area
- 10 times per year
- Separate equipment
- Extra routes
- Anything collected
- No limit



Recycling Program

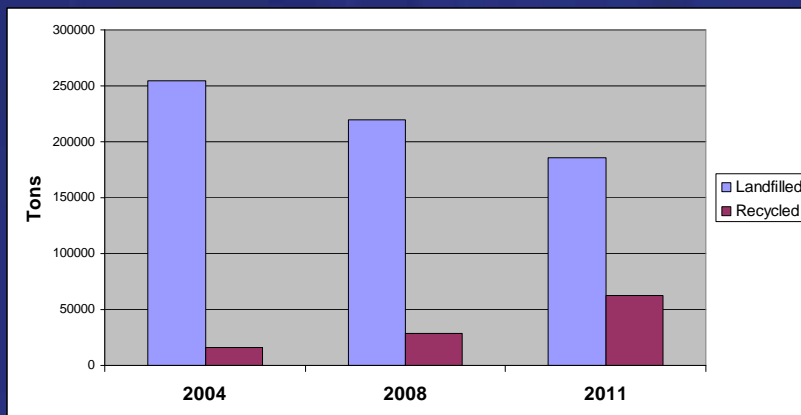


53% of residents participate in recycling program

60% of available recyclable items are being thrown away by residents



Landfill vs. Recycled Waste—2004 to 2011

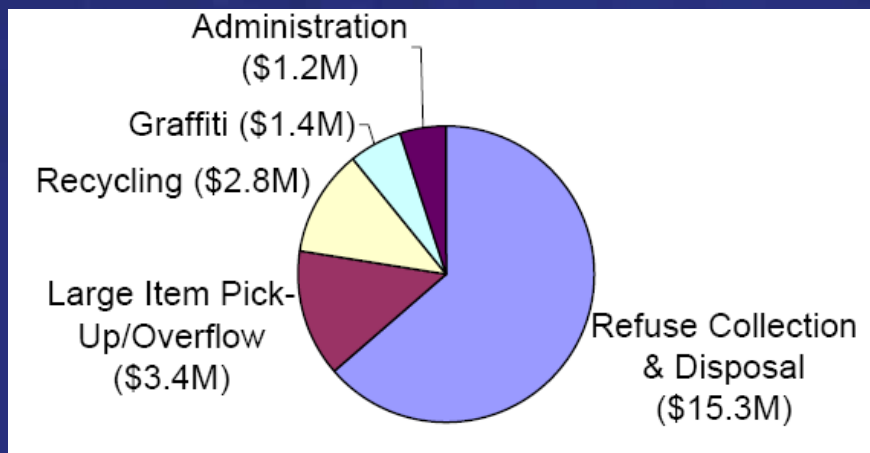


Composting Collection Pilot Program

- 3,300 households participating
- Yard and food debris, soiled paper collected in carts
- Still analyzing data—initial results are good



DSWM 2009 Budget



DSWM Funding

- Household cost is \$14 per month
- Cost not tied to refuse volume or level of service
- Expanded services require additional funding
- Environmental, budgetary and efficiency goals



COMMUNITY VALUES



Summary of 2008 Citizen Survey



- 88% of residents endorse recycling
- 62% support “pay-as-you-throw”



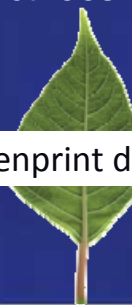
How DSWM Differs From Other Communities

- Unlimited overflow
 - Very frequent LIP
- ⇒ Perceived as “free”
- Dumpsters for residential use
 - Indirect DSWM funding (no direct fees from homeowners)

status quo

≠

greenprint denver



Questions to Guide the Planning Process


- Should changes be made?
- Do you see value in:
 - An expanded recycling program?
 - The current recycling program?
 - Fewer collection services and expanded recycling program?
 - Organics composting?
 - Other?



Questions to Guide the Planning Process, Continued



- Pay-as-you-throw vs. unlimited “free” services?
 - LIP
 - Overflow
- Individual accountability
 - Dumpsters
 - Individual containers



How Do We Achieve the Greenprint Goal?



Greenprint Denver Goal: Reduce Landfill Tonnage 30% by 2011

YEAR	2004	2011
LANDFILL (TONS)	265,000	185,500



Break Out Sessions

1. Large Item Pick-Up (LIP) & Overflow
2. Trash Collection & Disposal
3. Recycling Collection & Processing, Composting
4. Greenprint Denver
5. Other



Public Involvement and Input

- How your input will be incorporated into the planning process?
- How you can track progress & provide additional feedback?
- What do you think are the next steps?

