

# ELYRIA SWANSEA

## NEIGHBORHOOD PROFILE FACT SHEET



**DENVER**  
HUMAN RIGHTS &  
COMMUNITY PARTNERSHIPS

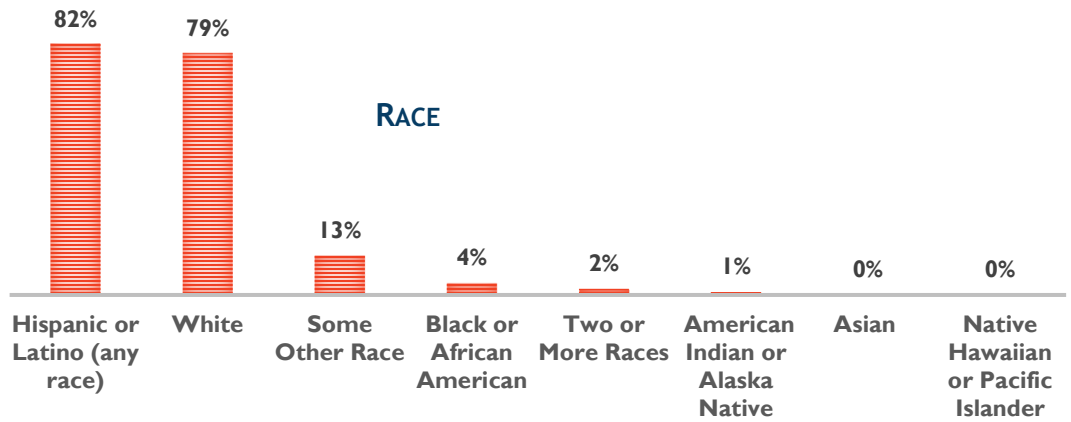
### BY THE NUMBERS

6,687 TOTAL POPULATION

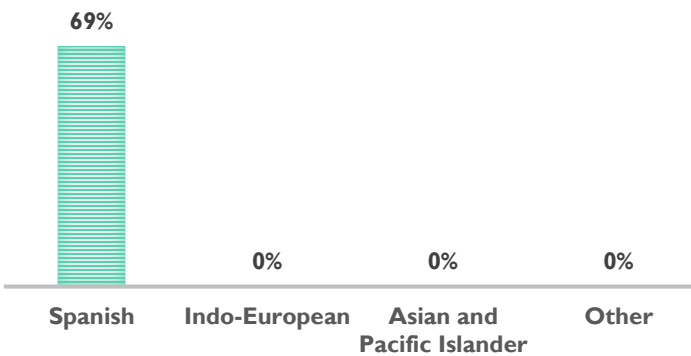


52% MALE

48% FEMALE



### LANGUAGES OTHER THAN ENGLISH SPOKEN AT HOME (OF THE 69%)

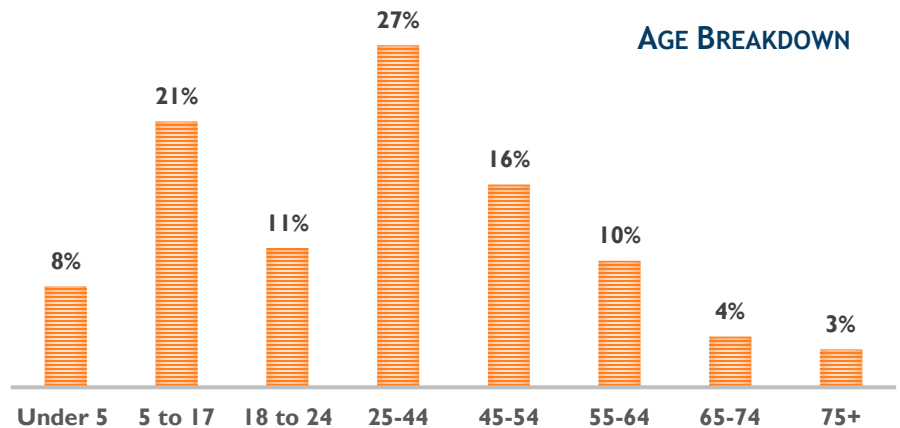


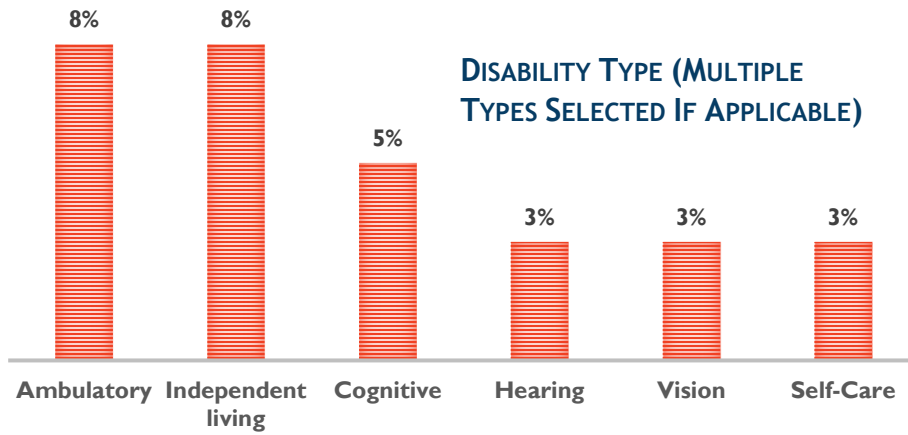
35% FOREIGN BORN

69% SPEAK A LANGUAGE OTHER THAN ENGLISH AT HOME

32% SELF-IDENTIFY AS SPEAKING ENGLISH LESS THAN VERY WELL

33 MEDIAN AGE





**10% LIVING WITH A DISABILITY**



**\$1,019 MEDIAN GROSS RENT**

**\$171,600 MEDIAN HOME VALUE**



**25% RENT AS PERCENT OF INCOME**

**20% POVERTY LEVEL**

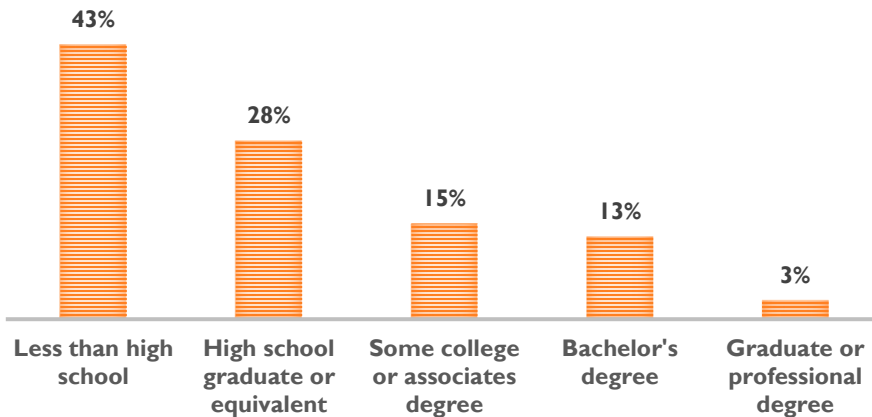
**48% HOMEOWNERS  
52% RENTERS**

**9% UNEMPLOYMENT RATE**



**\$23,100 MEDIAN INCOME**

### EDUCATIONAL ATTAINMENT



**58% HIGH SCHOOL GRADUATE OR HIGHER**

