


# SOUTH PARK HILL

## NEIGHBORHOOD PROFILE FACT SHEET

### BY THE NUMBERS

9,491 TOTAL POPULATION



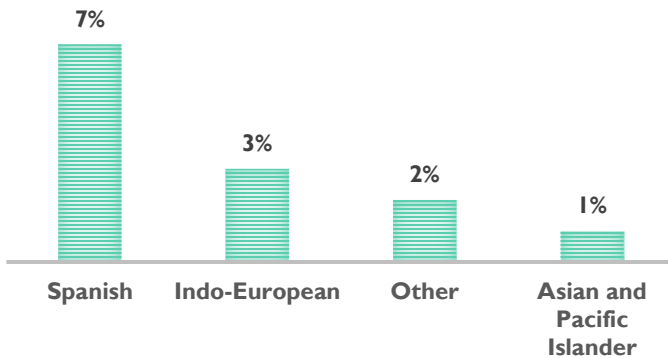
48% MALE  
52% FEMALE

84%

### RACE



### LANGUAGES OTHER THAN ENGLISH SPOKEN AT HOME (OF THE 12%)



9% FOREIGN BORN

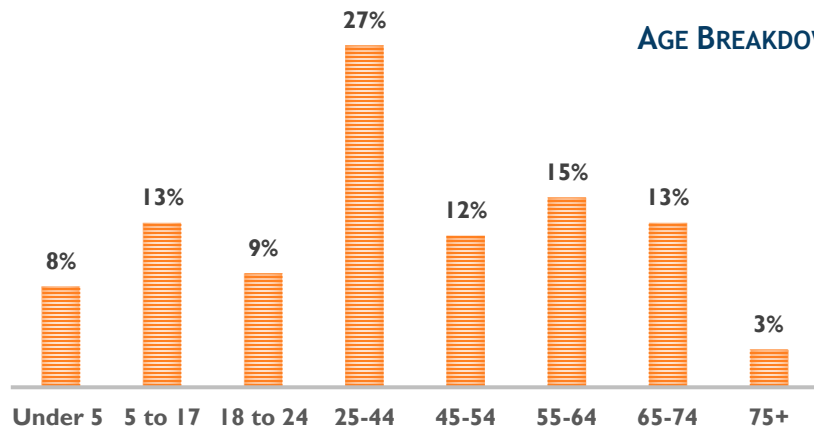
12% SPEAK A LANGUAGE OTHER THAN ENGLISH AT HOME

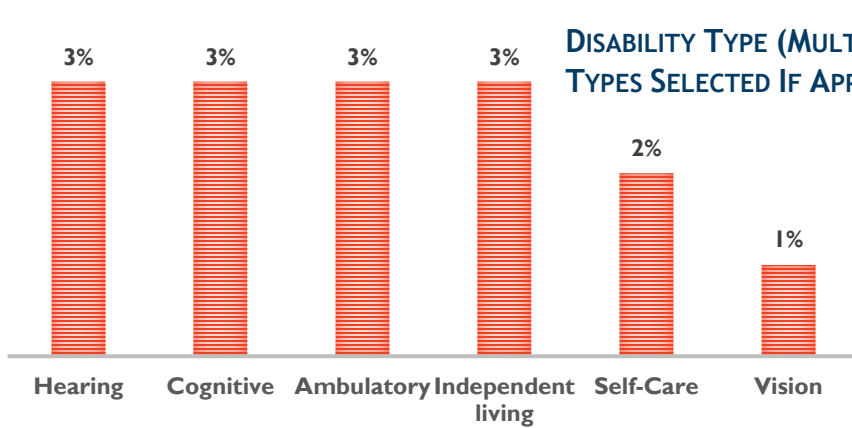
5% SELF-IDENTIFY AS SPEAKING ENGLISH LESS THAN VERY WELL

40 MEDIAN AGE



### AGE BREAKDOWN





**7% LIVING WITH A DISABILITY**



**\$1,015 MEDIAN GROSS RENT**



**\$528,750 MEDIAN HOME VALUE**

**28% RENT AS PERCENT OF INCOME**

**8% POVERTY LEVEL**

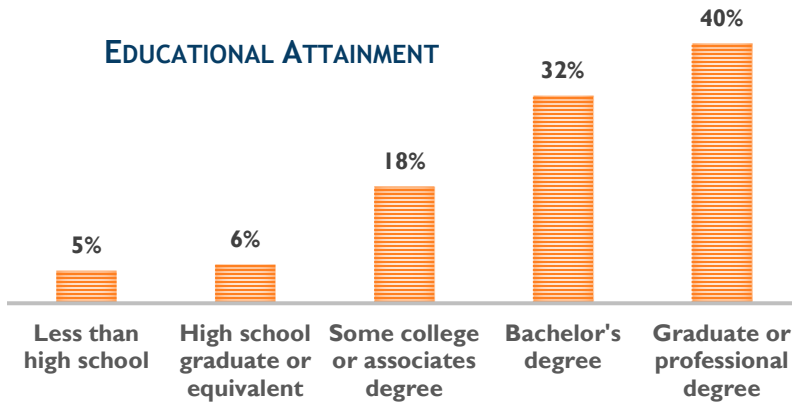
**81% HOMEOWNERS  
19% RENTERS**

**4% UNEMPLOYMENT RATE**



**\$51,703 MEDIAN INCOME**

**EDUCATIONAL ATTAINMENT**



**95% HIGH SCHOOL GRADUATE OR HIGHER**

