

# SUN VALLEY

## NEIGHBORHOOD PROFILE FACT SHEET



**DENVER**  
HUMAN RIGHTS &  
COMMUNITY PARTNERSHIPS

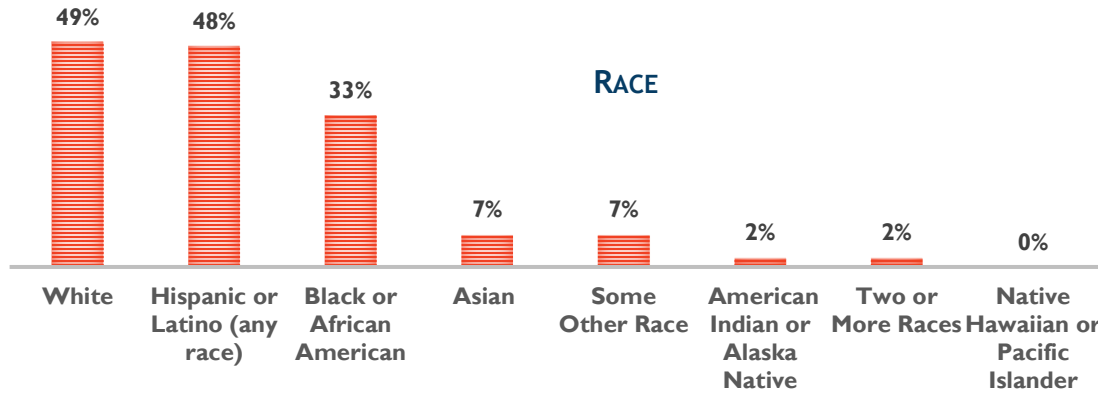
### BY THE NUMBERS

1,441 TOTAL POPULATION

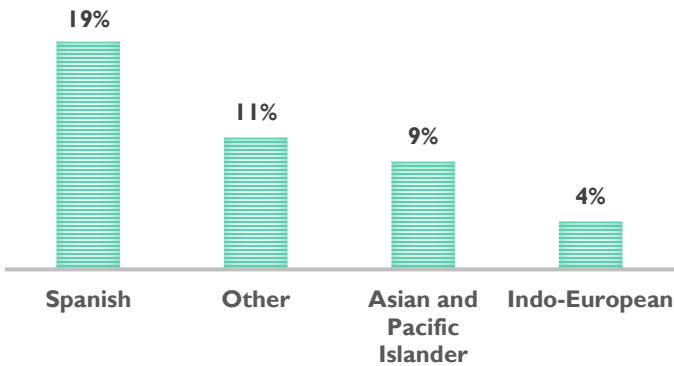


52% MALE

48% FEMALE



### LANGUAGES OTHER THAN ENGLISH SPOKEN AT HOME (OF THE 42%)

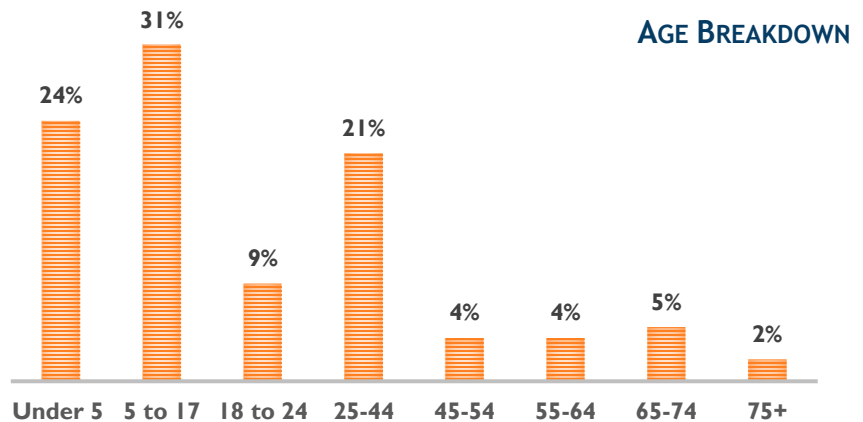


20% FOREIGN BORN

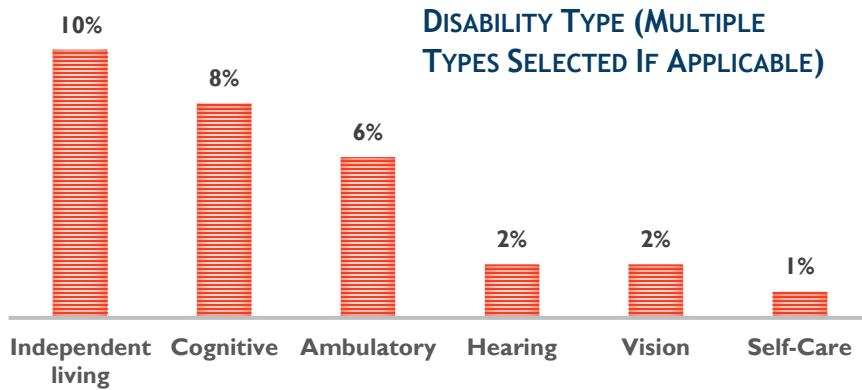
42% SPEAK A LANGUAGE OTHER THAN ENGLISH AT HOME

15% SELF-IDENTIFY AS SPEAKING ENGLISH LESS THAN VERY WELL

16 MEDIAN AGE



### AGE BREAKDOWN



**11% LIVING WITH A DISABILITY**



**\$242 MEDIAN GROSS RENT**

**N/A MEDIAN HOME VALUE**



**34% RENT AS PERCENT OF INCOME**

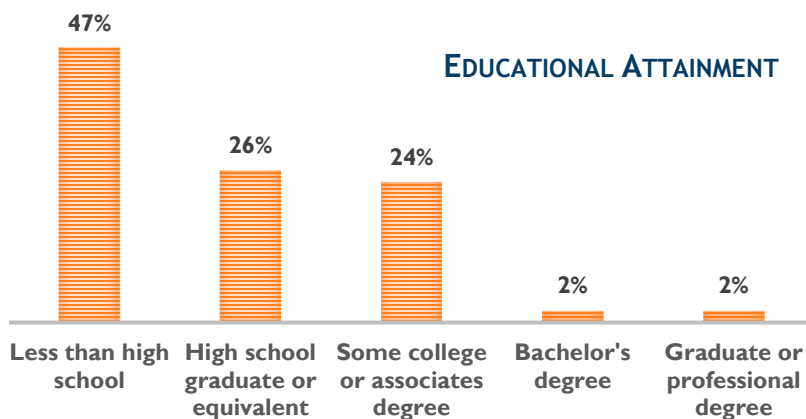
**81% POVERTY LEVEL**

**9% HOMEOWNERS  
91% RENTERS**

**35% UNEMPLOYMENT RATE**



**\$9,578 MEDIAN INCOME**



**53% HIGH SCHOOL GRADUATE OR HIGHER**

