

Reserving a Chief Hosa Campground Tent/RV Site online

- To begin your online campsite reservation request, visit: <https://apm.activecommunities.com/denver>
- All individuals reserving a campsite must first create an account. In order to create an account, please click on 'Create an Account' and complete all required fields.
- When creating your account, the email address you list will be used as your login name for future online use. During account creation, you will also be required to provide a password that will be used with your email address when logging in.
- Once your account has been created, please follow these steps to reserve a Chief Hosa Campground Tent/RV Site online.
- Click on 'Facility Reservations | Permits'



- Click on 'Campsite Reservations'



- From the 'Location Maps' page, click on the 'View Map' button


Location Maps

> [Home Page](#) > [Facility Search](#) > [Location Maps](#)

To reserve a Group Site, please contact the Chief Hosa Campground office at 303.526.1324.

Sort By:

Filter Search By: Displaying: 1-1 of 1

Location Map	Location	Address	Description
Chief Hosa Campground	Chief Hosa Campground	27661 Genesee Dr. Golden, CO, US 80401	




- After clicking the 'View Map' button, you will be directed to the Chief Hosa Campground interactive map page, as shown below.

[Home](#) [Activities](#) [Facilities](#) [Memberships & Visit Passes](#) [Leagues](#) [My Cart](#)


Location From 
 Map Nights Number of Attendees
 Facility Type To 

Please keep in mind (as you prepare to enter in your reservation dates) that the campsite is open from May 1 – September 24, 2017. If you select a date outside of this time frame, the sites will show as unavailable.

- Start by selecting a 'Facility Type' – either "Campsite – Tent" or "Campsite – RV", depending on what type of campground site you are looking to reserve.

Location 
 Map 
 Facility Type 


- Next, select the first date of your reservation by clicking on the calendar icon next to the 'From' box.

From 

- Then select the number of nights that you would like to stay at the campsite by entering the number next to the 'Nights' box

Nights 

- After selecting the number of nights for your reservation the end date will automatically populate in the 'To' box



To 



- The number of attendees must be entered in the box next to 'Number of Attendees'

Number of Attendees

- The attendance maximum for an RV Site is 4. The attendance maximum for a Tent Site is 6.

- Once all of the above fields have been filled out, click on the 'Check Availability' button
- After clicking on the 'Check Availability' button, the map will reload and all of the available sites will have green icons. All of the unavailable sites will have red icons.

Available =  

Unavailable =  

- To continue the reservation process, click on a site that has a green icon. Please keep in mind that different sites have different amenities and can be a different size (please hover over the Tent/RV icons and read the site descriptions carefully before making your site selection).

- After clicking on the site you want to request (must be a green icon), the below pop-up box will appear.

Reservation Summary

Facility Campsite: RV 15

Event Type Campground

Description

Attendees 1

From May 5, 2017 1:00 PM

To May 8, 2017 11:00 AM

- This is an opportunity to verify the site and dates you've selected. If all of the information is correct, proceed by clicking on the 'Reserve' button. If you want to cancel and select a different site, click on the 'Cancel' button
- Once clicking on the 'Reserve' button, you will be prompted to login if you haven't already.

Already have an account?

Login

Password

Remember me on this computer?

[Forget your password?](#)

Don't have an Account?

- After logging in (if you hadn't done so at the beginning of the process), you will be directed to 'Reservation Checklist/Questions' page. Here, you will need to read and review the 'Campsite Acknowledgment' and the 'Chief Hosa Campground Waiver' by clicking on the links shown below.

Please check any of the items you want included with your reservation request.

Select Checklist Items			
Agree to Waiver	Required	Description	Attachment
Initials: <input type="text"/>	Yes	Campsite Acknowledgement	--
Initials: <input type="text"/>	Yes	Chief Hosa Campground: Waiver	Chief Hosa Campground Waiver

- You will need to type in your initials in the box next to 'Initials' (shown above) in order to agree to the acknowledgment. This is required to proceed.
- After agreeing to the acknowledgment and waiver, you must provide an answer for all of the custom questions shown below. These custom questions are critical to ensure the site(s) you select can accommodate the equipment/belongings you will be bringing for your stay.

Please answer the following questions (* - required).

Questions (* - required field)

What type of unit will you be bringing to the campsite?*

Please list the length of your RV/Trailer.*

How many slides does your RV have?*

Which side of the RV are the slides on?

How many adults are in your group?*

How many children under the age of 12 are in your group?*

Will you be bringing any pets with you?*

Please provide your driver's license state and number.*

- After completing all custom questions, click on 'Continue'
- You will be directed to the 'Reservation Review' screen where the charges will be listed along with the site(s) you've selected. Click on 'Continue' after verifying the information is correct.

Reservation Review

This is the final step in your reservation!

Review the information carefully.

When you click on the Submit button below, you will be asked to pay the charge amount of **\$97.50**.

Name	Type	Location	Deposit	Estimate	Processing Fee
Campsite: RV 15	Facility	Chief Hosa Campground 27661 Genesee Dr. Golden, CO 80401 (303) 526-1324	--	Charge : \$93.30 Tax : \$4.20	0

Campsite: RV 15 at Chief Hosa Campground

#	Date Requested	Time
1	May 5, 2017	From May 5, 2017 1:00 PM to May 8, 2017 11:00 AM

For all transactions that require online payment: By entering your credit card information and submitting for payment you are authorizing Denver Parks & Recreation to process your payment. If full payment is not received, Denver Parks & Recreation reserves the right to cancel any membership, permit, or activity enrollment. Any questions about using your card online should be directed to your bank or financial institution.

If you acknowledge that you have carefully reviewed and consent to the waiver set forth above, click

Continue

- You will then be directed to the final step of the reservation request process – the payment page. Please enter in your credit card information and acknowledge that you are 13 years of age or older by checking the box. After you have completed this, click on 'Continue'.

Total Charges: \$97.50

Form of Payment

Credit Card Credit Card Type

Card Number

ACT* or Active Network will show up on your credit card for this payment.

Card Expiration

Security Code [What is my Security Code?](#)

Save this Credit Card for My Future Transactions

I am 13 years of age or older
(Federal law prohibits anyone under the age of 13 from submitting payment.)

Confirm your payment information, then to complete your order click

- Congratulations, you have completed your campsite reservation request! The final screen is your Reservation Request Receipt. You will also receive a system generated email after completing this process.

What happens from here?

- Campsite staff will receive your reservation request and will review it shortly. After reviewing and confirming that the site you selected matches the information you provided in the custom questions, staff will approve your reservation request. Once staff change the status of your reservation from 'pending' to 'approved', you will receive another system generated email. When you receive this email, your reservation is confirmed!