

# CENTRAL PARK

## NEIGHBORHOOD PROFILE FACT SHEET



### BY THE NUMBERS

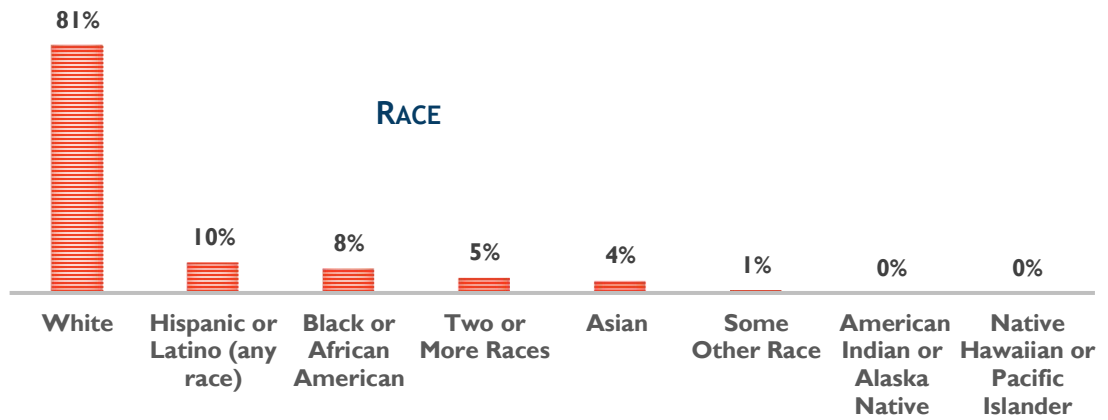
21,763 TOTAL POPULATION



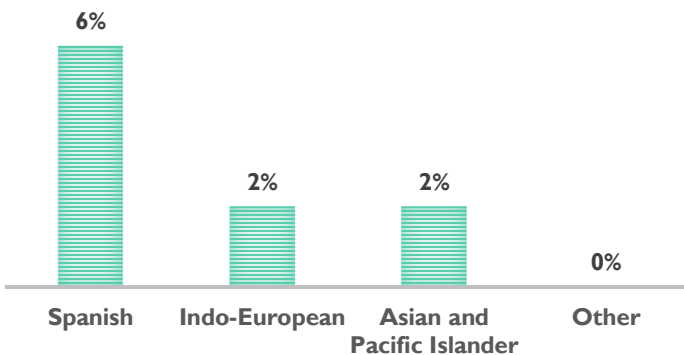
48% MALE

52% FEMALE

### RACE



### LANGUAGES OTHER THAN ENGLISH SPOKEN AT HOME (OF THE 10%)



6% FOREIGN BORN

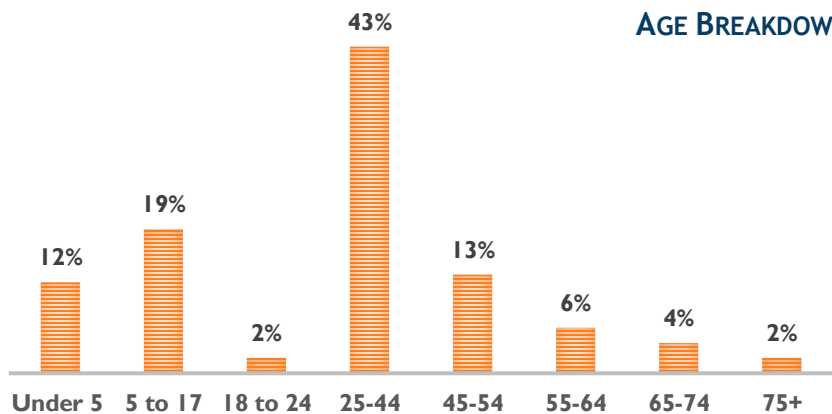
10% SPEAK A LANGUAGE OTHER THAN ENGLISH AT HOME

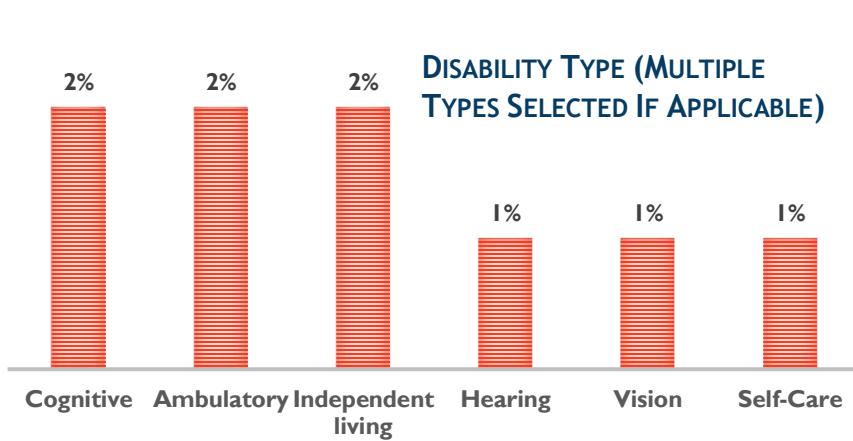
2% SELF-IDENTIFY AS SPEAKING ENGLISH LESS THAN VERY WELL

35 MEDIAN AGE



### AGE BREAKDOWN





**4% LIVING WITH A DISABILITY**



**\$1,687 MEDIAN GROSS RENT**

**\$505,550 MEDIAN HOME VALUE**



**28% RENT AS PERCENT OF INCOME**

**3% POVERTY LEVEL**

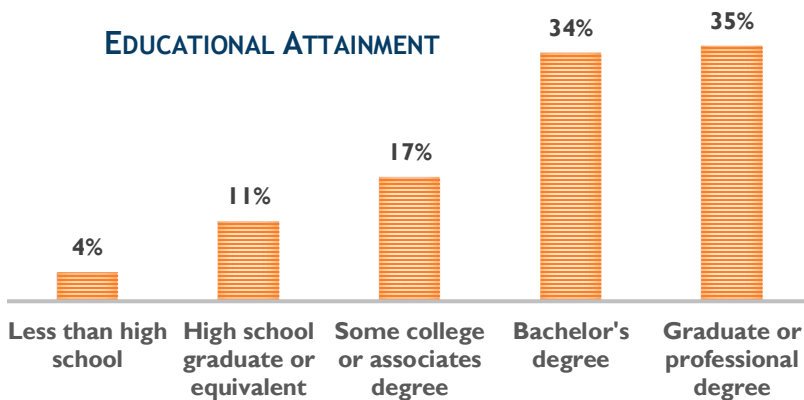
**73% HOMEOWNERS  
27% RENTERS**

**2% UNEMPLOYMENT RATE**



**\$68,533 MEDIAN INCOME**

**EDUCATIONAL ATTAINMENT**



**96% HIGH SCHOOL GRADUATE OR HIGHER**

