

# CITY PARK

## NEIGHBORHOOD PROFILE FACT SHEET

### BY THE NUMBERS

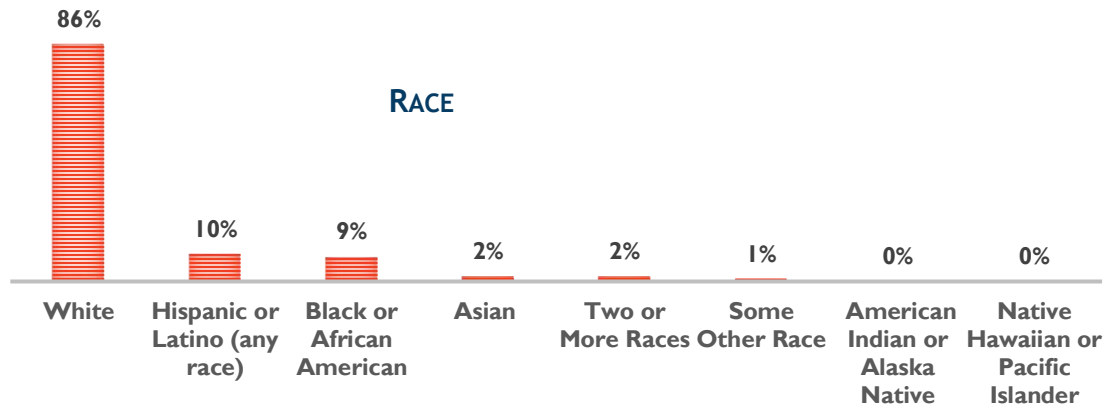
3,375 TOTAL POPULATION



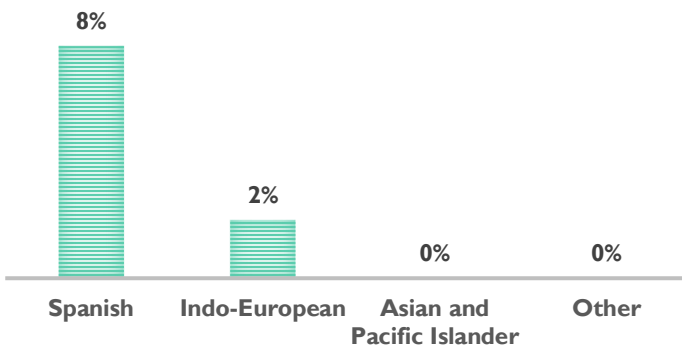
46% MALE

54% FEMALE

### RACE



### LANGUAGES OTHER THAN ENGLISH SPOKEN AT HOME (OF THE 10%)



6% FOREIGN BORN

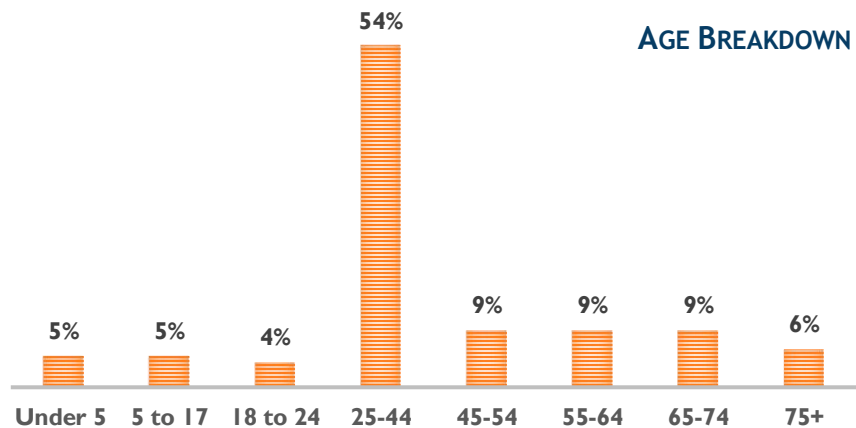
10% SPEAK A LANGUAGE OTHER THAN ENGLISH AT HOME

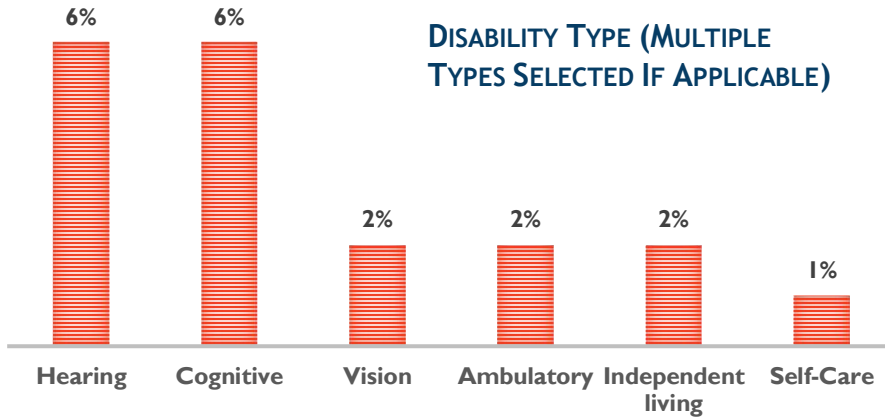
1% SELF-IDENTIFY AS SPEAKING ENGLISH LESS THAN VERY WELL

34 MEDIAN AGE



### AGE BREAKDOWN





**13% LIVING WITH A DISABILITY**



**\$941 MEDIAN GROSS RENT**

**\$398,100 MEDIAN HOME VALUE**



**29% RENT AS PERCENT OF INCOME**

**13% POVERTY LEVEL**

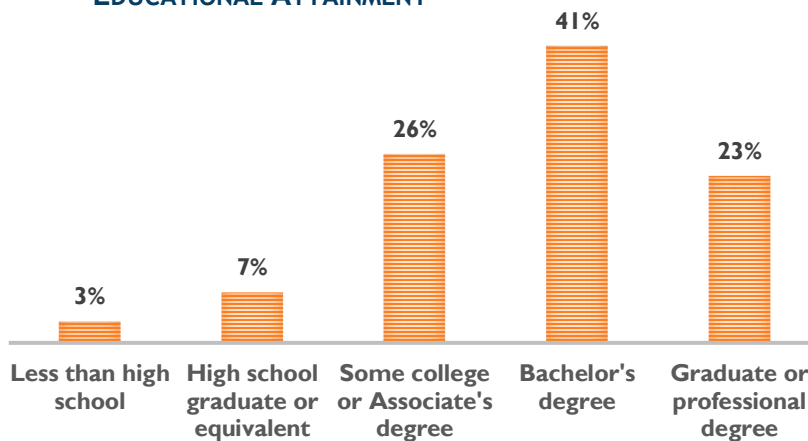
**40% HOMEOWNERS  
60% RENTERS**

**4% UNEMPLOYMENT RATE**



**\$40,051 MEDIAN INCOME**

### EDUCATIONAL ATTAINMENT



**97% HIGH SCHOOL GRADUATE OR HIGHER**

