

# CORY-MERRILL


## NEIGHBORHOOD PROFILE FACT SHEET



**DENVER**  
HUMAN RIGHTS &  
COMMUNITY PARTNERSHIPS

### BY THE NUMBERS

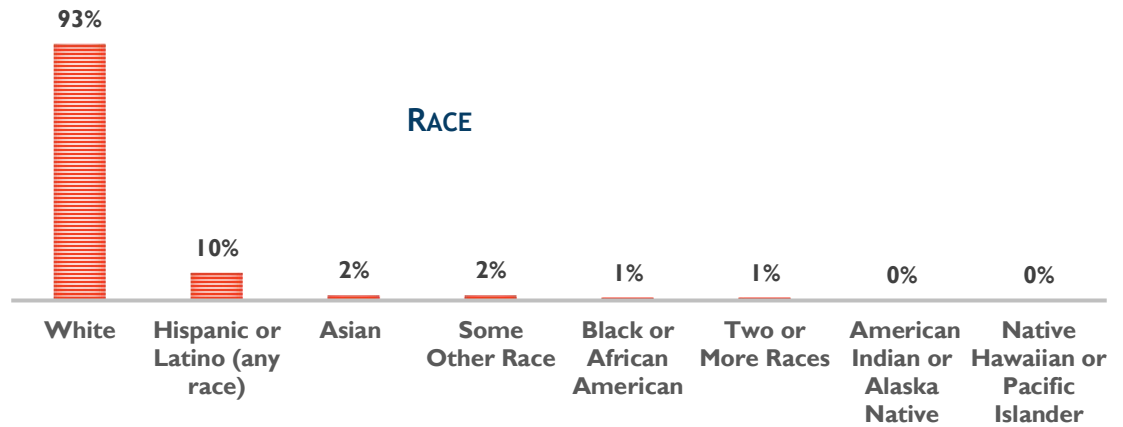
4,749 TOTAL POPULATION



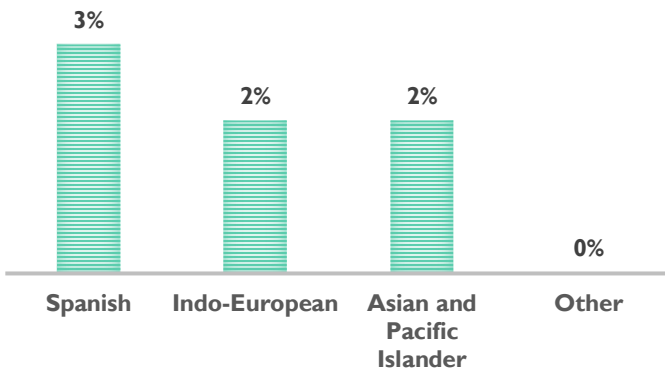
55% MALE

45% FEMALE

### RACE



### LANGUAGES OTHER THAN ENGLISH SPOKEN AT HOME (OF THE 7%)



3% FOREIGN BORN

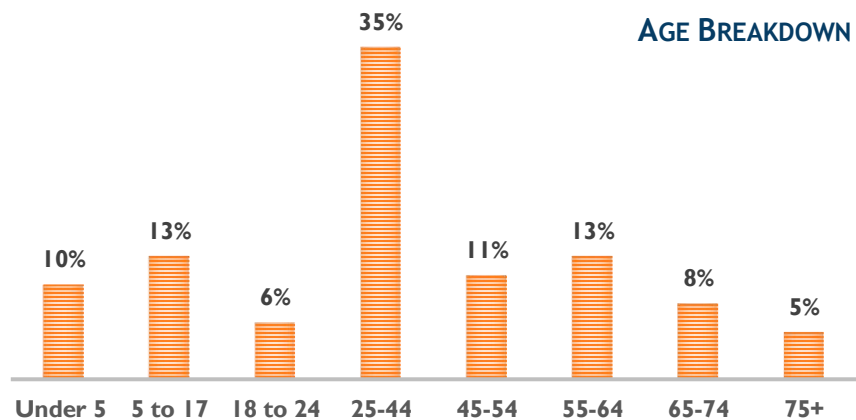
7% SPEAK A LANGUAGE OTHER THAN ENGLISH AT HOME

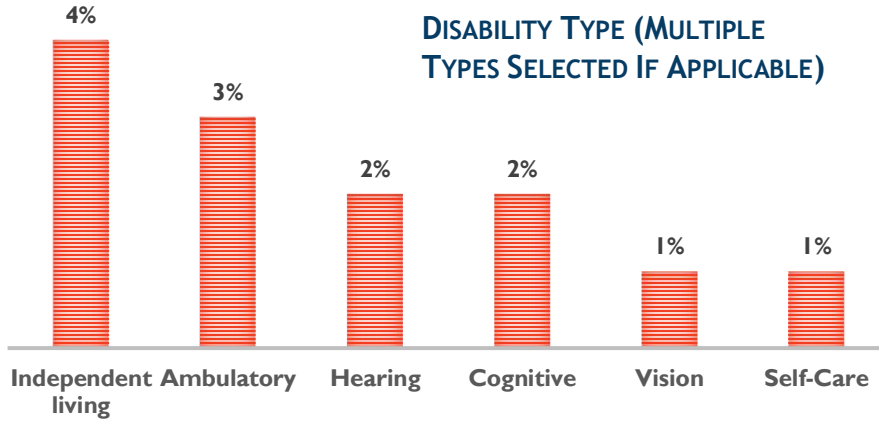
2% SELF-IDENTIFY AS SPEAKING ENGLISH LESS THAN VERY WELL

38 MEDIAN AGE



### AGE BREAKDOWN





**6% LIVING WITH A DISABILITY**



**\$1,682 MEDIAN GROSS RENT**

**25% RENT AS PERCENT OF INCOME**

**\$538,100 MEDIAN HOME VALUE**



**78% HOMEOWNERS  
22% RENTERS**

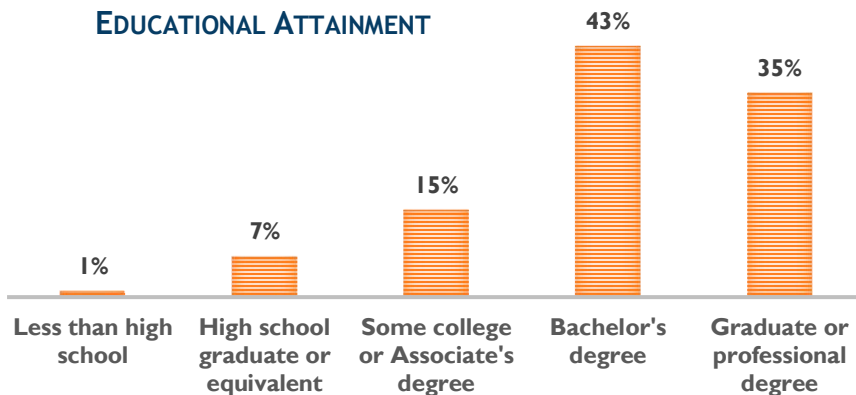
**7% POVERTY LEVEL**

**4% UNEMPLOYMENT RATE**



**\$58,589 MEDIAN INCOME**

### EDUCATIONAL ATTAINMENT



**100% HIGH SCHOOL GRADUATE OR HIGHER**

