

# FORT LOGAN

## NEIGHBORHOOD PROFILE FACT SHEET



**DENVER**  
HUMAN RIGHTS &  
COMMUNITY PARTNERSHIPS

### BY THE NUMBERS

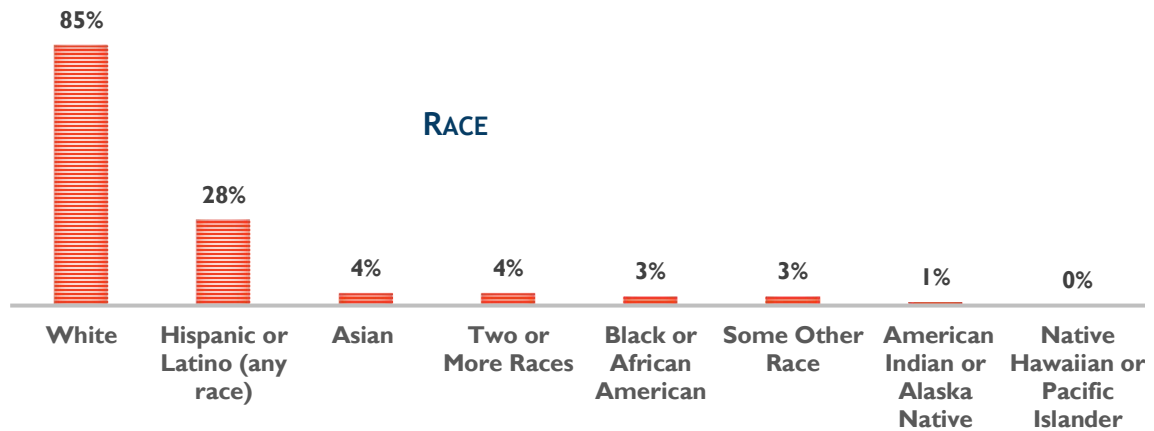
9,051 TOTAL POPULATION



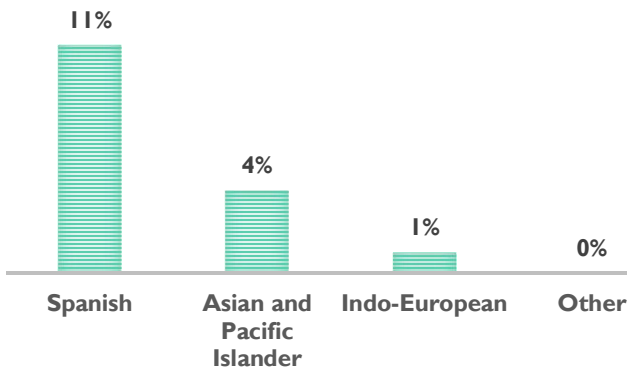
49% MALE

51% FEMALE

### RACE



### LANGUAGES OTHER THAN ENGLISH SPOKEN AT HOME (OF THE 16%)



7% FOREIGN BORN

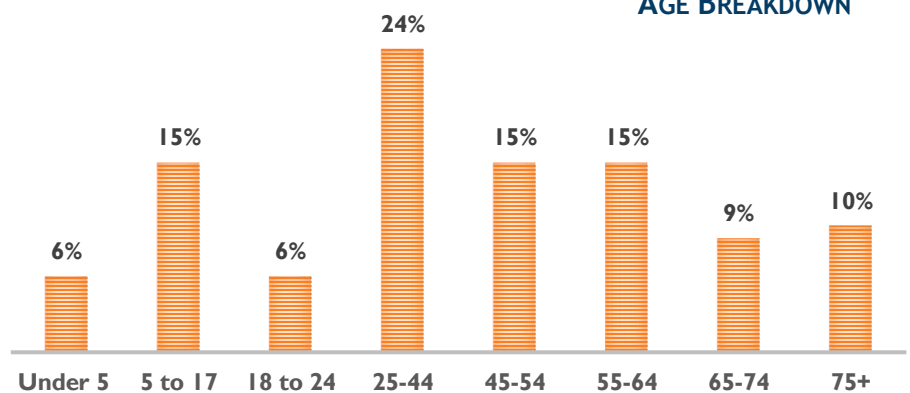
16% SPEAK A LANGUAGE OTHER THAN ENGLISH AT HOME

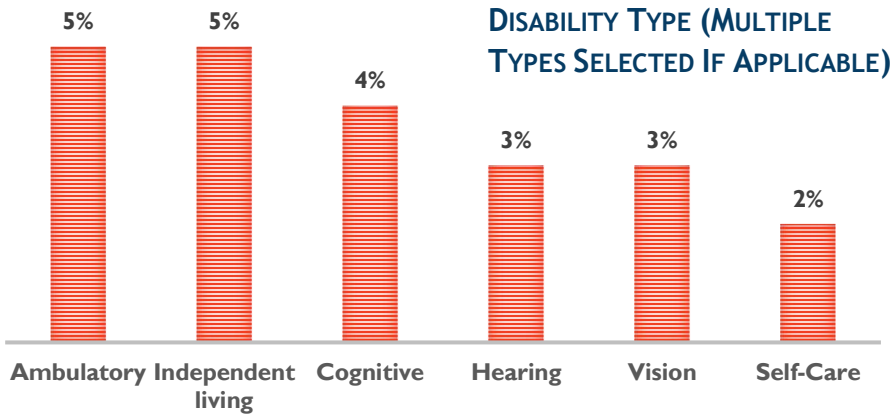
4% SELF-IDENTIFY AS SPEAKING ENGLISH LESS THAN VERY WELL

43 MEDIAN AGE



### AGE BREAKDOWN





**11% LIVING WITH A DISABILITY**



**\$1,108 MEDIAN GROSS RENT**

**\$333,333 MEDIAN HOME VALUE**



**28% RENT AS PERCENT OF INCOME**

**9% POVERTY LEVEL**

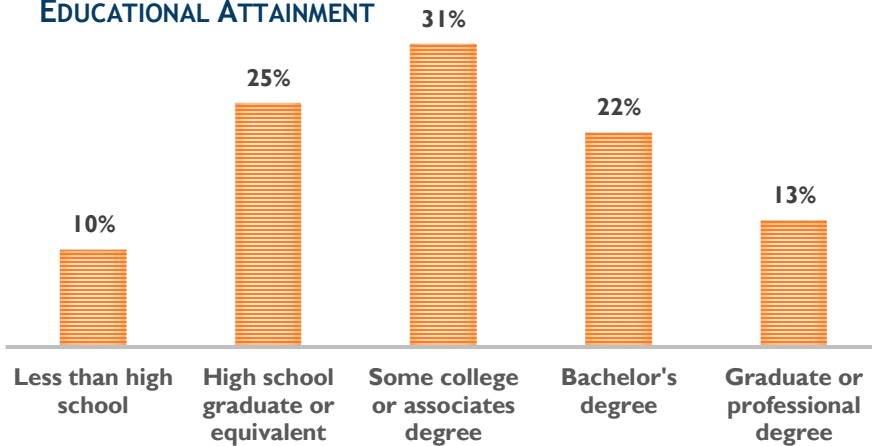
**70% HOMEOWNERS  
30% RENTERS**

**5% UNEMPLOYMENT RATE**



**\$33,123 MEDIAN INCOME**

**EDUCATIONAL ATTAINMENT**



**90% HIGH SCHOOL GRADUATE OR HIGHER**

