

# NORTH CAPITOL HILL

## NEIGHBORHOOD PROFILE FACT SHEET

### BY THE NUMBERS

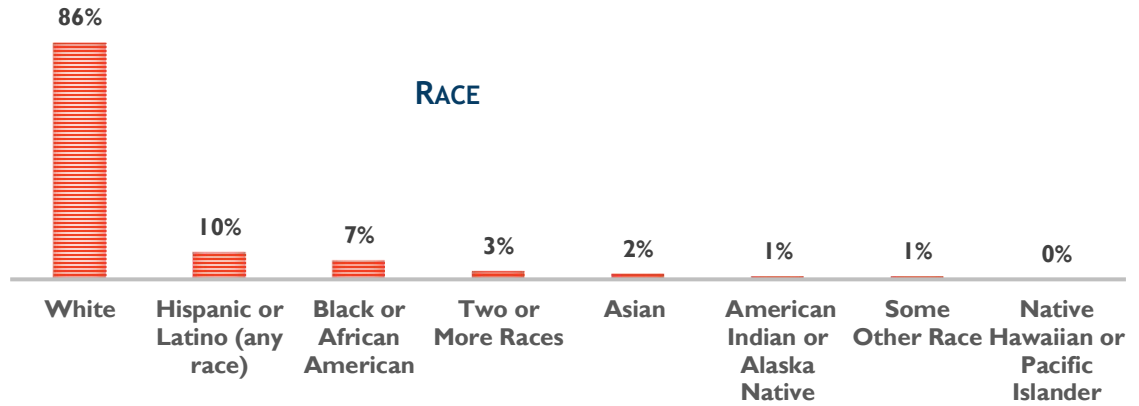
6,040 TOTAL POPULATION



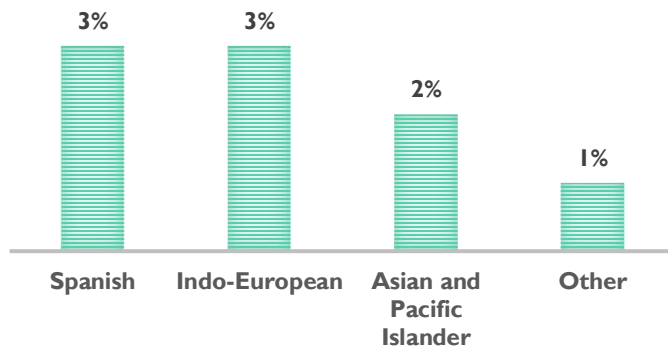
55% MALE

45% FEMALE

### RACE



### LANGUAGES OTHER THAN ENGLISH SPOKEN AT HOME (OF THE 9%)



8% FOREIGN BORN

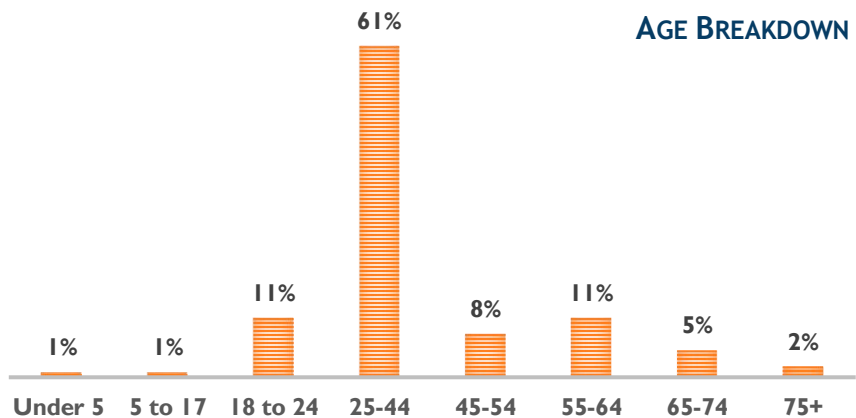
9% SPEAK A LANGUAGE OTHER THAN ENGLISH AT HOME

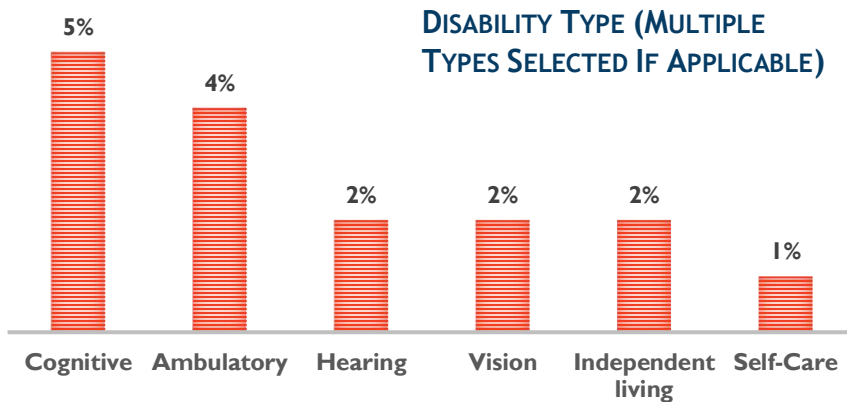
3% SELF-IDENTIFY AS SPEAKING ENGLISH LESS THAN VERY WELL

32 MEDIAN AGE



### AGE BREAKDOWN





**9% LIVING WITH A DISABILITY**



**\$1,215 MEDIAN GROSS RENT**

**\$359,350 MEDIAN HOME VALUE**



**26% RENT AS PERCENT OF INCOME**

**16% POVERTY LEVEL**

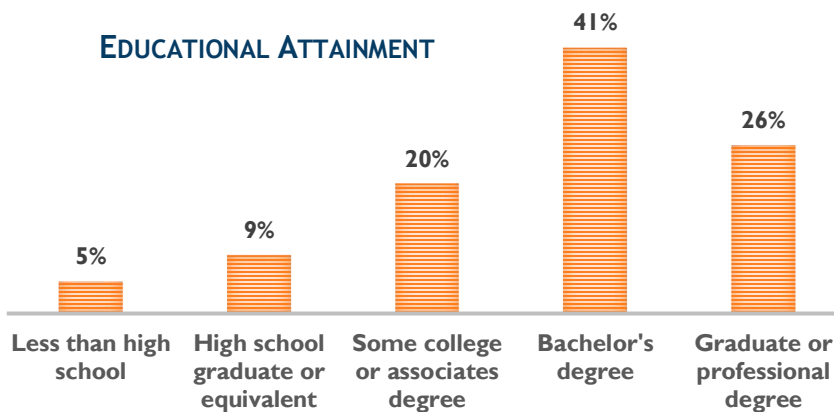
**15% HOMEOWNERS  
85% RENTERS**

**5% UNEMPLOYMENT RATE**



**\$46,616 MEDIAN INCOME**

### EDUCATIONAL ATTAINMENT



**95% HIGH SCHOOL GRADUATE OR HIGHER**

