

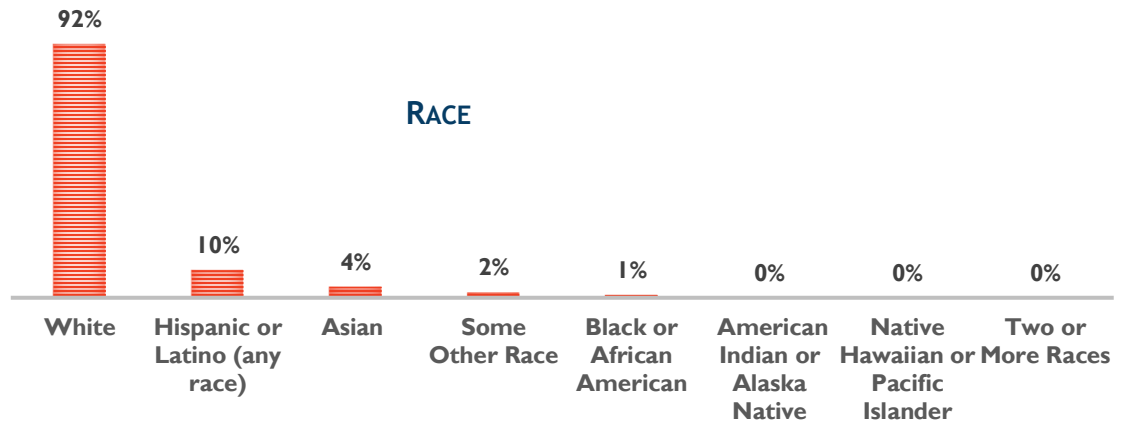
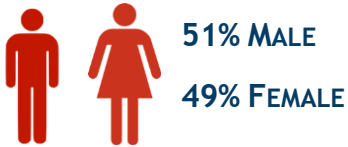
# ROSEDALE

## NEIGHBORHOOD PROFILE FACT SHEET



### BY THE NUMBERS

2,498 TOTAL POPULATION



#### LANGUAGES OTHER THAN ENGLISH SPOKEN AT HOME (OF THE 8%)

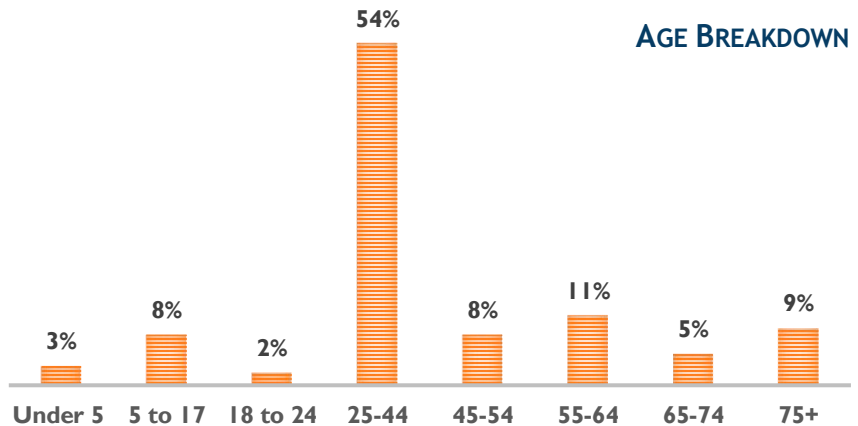


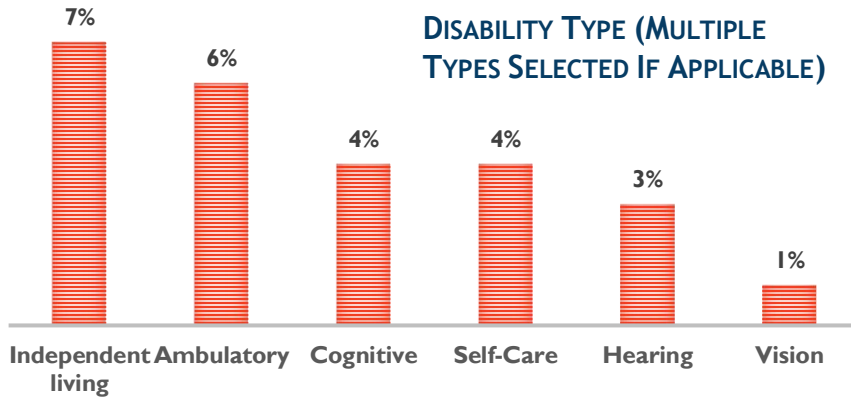
6% FOREIGN BORN

8% SPEAK A LANGUAGE OTHER THAN ENGLISH AT HOME

2% SELF-IDENTIFY AS SPEAKING ENGLISH LESS THAN VERY WELL

36 MEDIAN AGE





**10% LIVING WITH A DISABILITY**



**\$1,518 MEDIAN GROSS RENT**



**\$438,500 MEDIAN HOME VALUE**

**23% RENT AS PERCENT OF INCOME**

**9% POVERTY LEVEL**

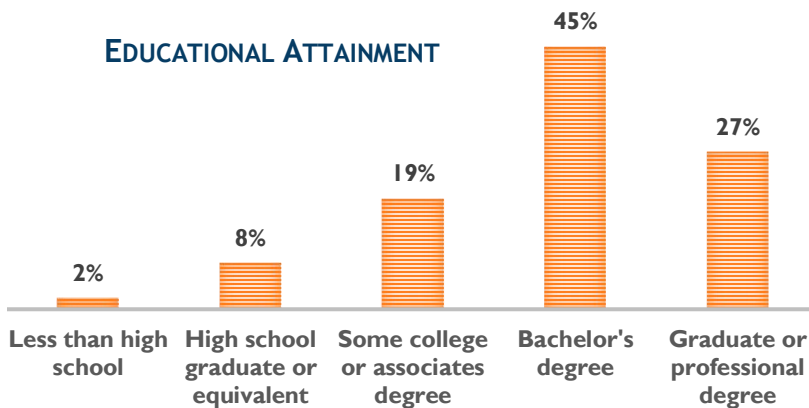
**54% HOMEOWNERS  
46% RENTERS**

**4% UNEMPLOYMENT RATE**



**\$49,093 MEDIAN INCOME**

### EDUCATIONAL ATTAINMENT



**98% HIGH SCHOOL GRADUATE OR HIGHER**

