

# SKYLAND

## NEIGHBORHOOD PROFILE FACT SHEET



**DENVER**  
HUMAN RIGHTS &  
COMMUNITY PARTNERSHIPS

### BY THE NUMBERS

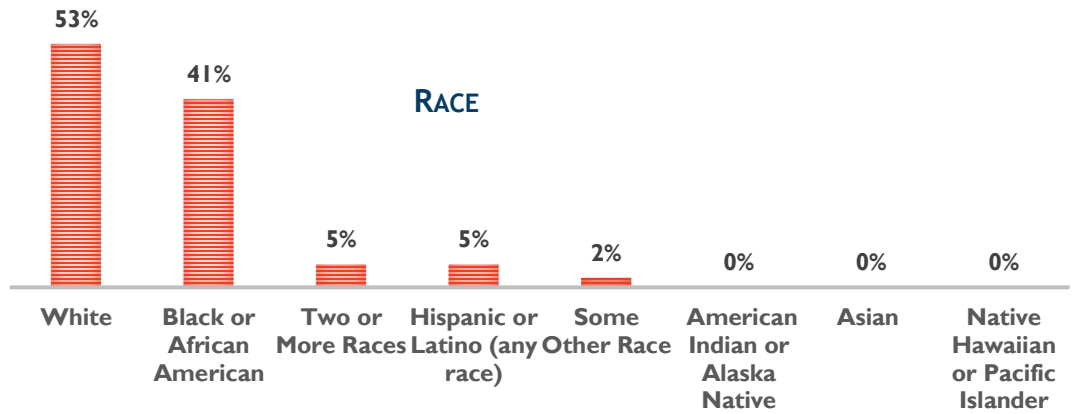
3,245 TOTAL POPULATION



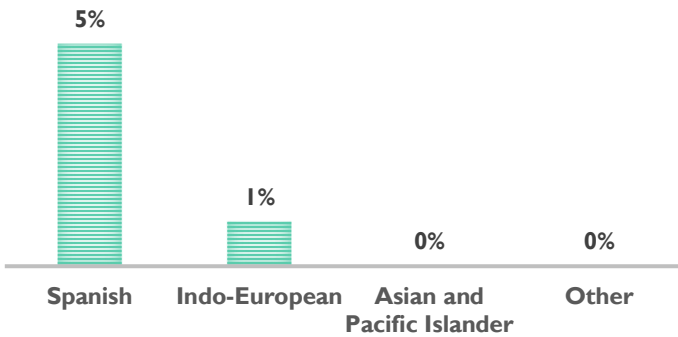
50% MALE

50% FEMALE

### RACE



### LANGUAGES OTHER THAN ENGLISH SPOKEN AT HOME (OF THE 6%)



3% FOREIGN BORN

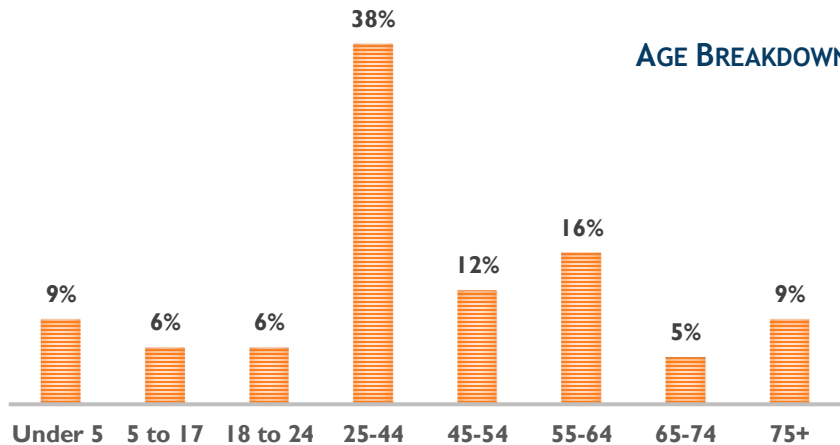
6% SPEAK A LANGUAGE OTHER THAN ENGLISH AT HOME

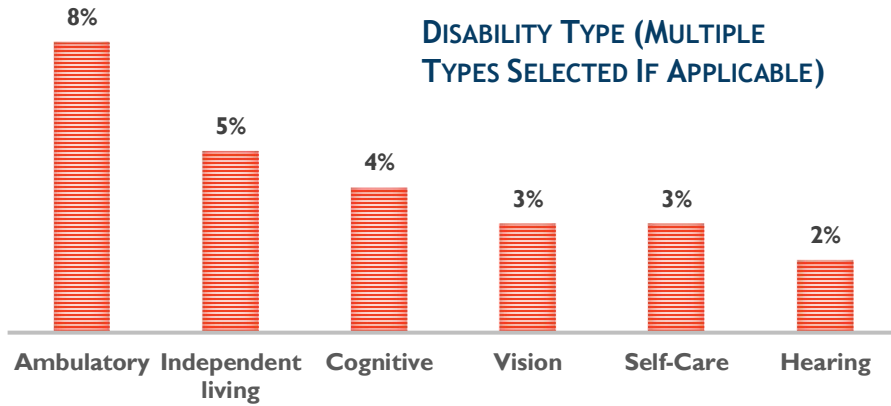
3% SELF-IDENTIFY AS SPEAKING ENGLISH LESS THAN VERY WELL

37 MEDIAN AGE



### AGE BREAKDOWN





**13% LIVING WITH A DISABILITY**



**\$1,111 MEDIAN GROSS RENT**



**\$340,000 MEDIAN HOME VALUE**

**34% RENT AS PERCENT OF INCOME**

**13% POVERTY LEVEL**

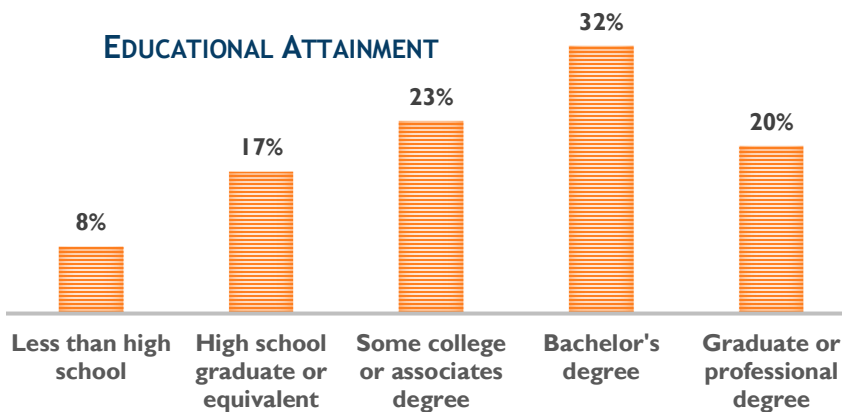
**71% HOMEOWNERS  
29% RENTERS**

**4% UNEMPLOYMENT RATE**



**\$37,474 MEDIAN INCOME**

### EDUCATIONAL ATTAINMENT



**92% HIGH SCHOOL GRADUATE OR HIGHER**

