

# SOUTHMOOR PARK

## NEIGHBORHOOD PROFILE FACT SHEET

### BY THE NUMBERS

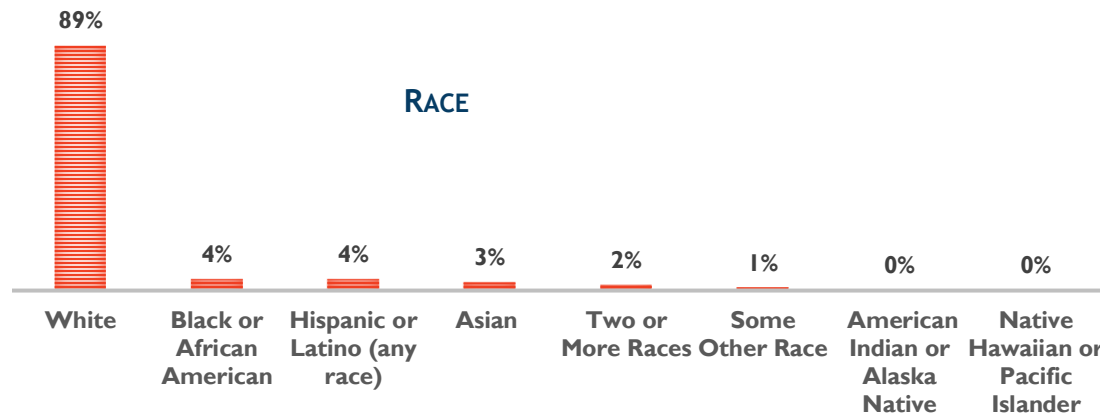
5,326 TOTAL POPULATION



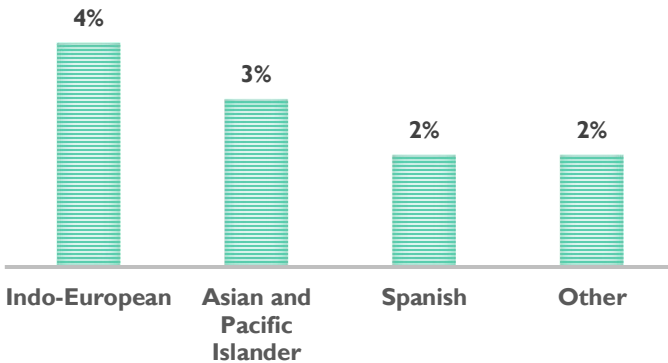
52% MALE

48% FEMALE

### RACE



### LANGUAGES OTHER THAN ENGLISH SPOKEN AT HOME (OF THE 10%)



12% FOREIGN BORN

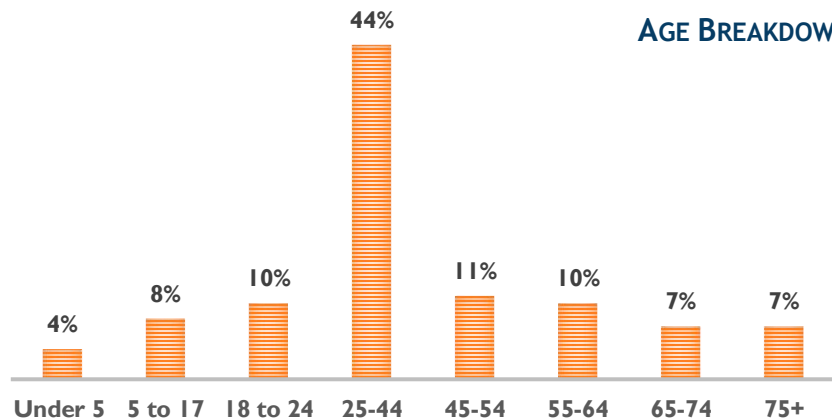
10% SPEAK A LANGUAGE OTHER THAN ENGLISH AT HOME

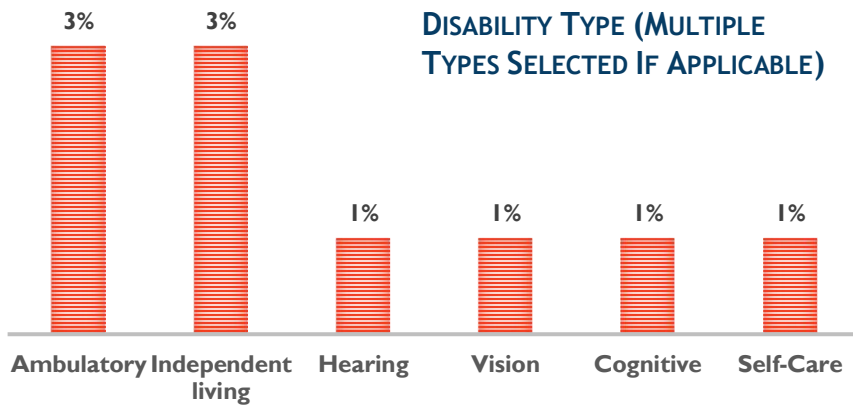
2% SELF-IDENTIFY AS SPEAKING ENGLISH LESS THAN VERY WELL

37 MEDIAN AGE



### AGE BREAKDOWN





**5% LIVING WITH A DISABILITY**



**\$1,561 MEDIAN GROSS RENT**

**\$444,450 MEDIAN HOME VALUE**



**29% RENT AS PERCENT OF INCOME**

**8% POVERTY LEVEL**

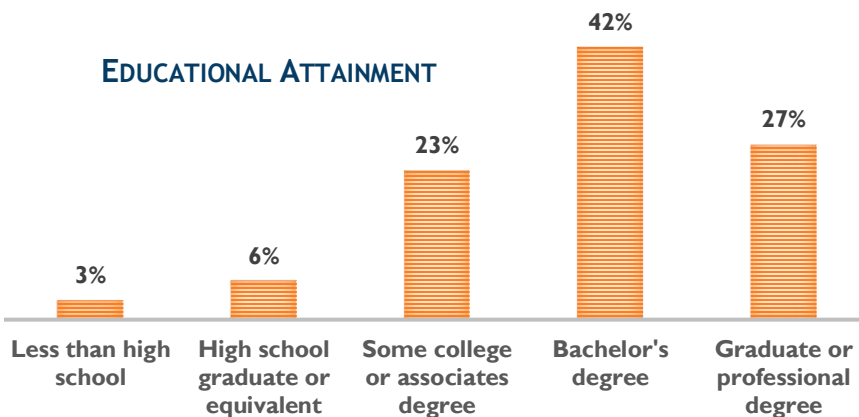
**47% HOMEOWNERS  
53% RENTERS**

**2% UNEMPLOYMENT RATE**



**\$46,147 MEDIAN INCOME**

### EDUCATIONAL ATTAINMENT



**97% HIGH SCHOOL GRADUATE OR HIGHER**

