

# WESTWOOD

## NEIGHBORHOOD PROFILE FACT SHEET



**DENVER**  
HUMAN RIGHTS &  
COMMUNITY PARTNERSHIPS

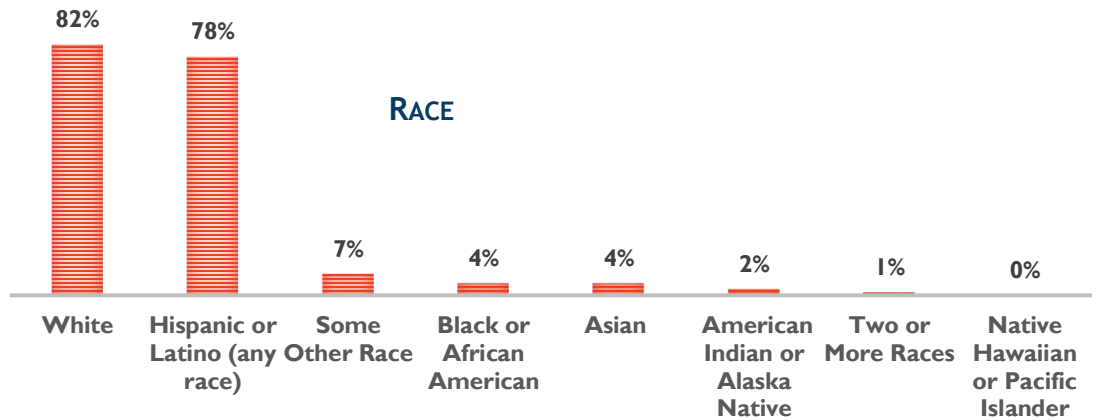
### BY THE NUMBERS

17,392 TOTAL POPULATION

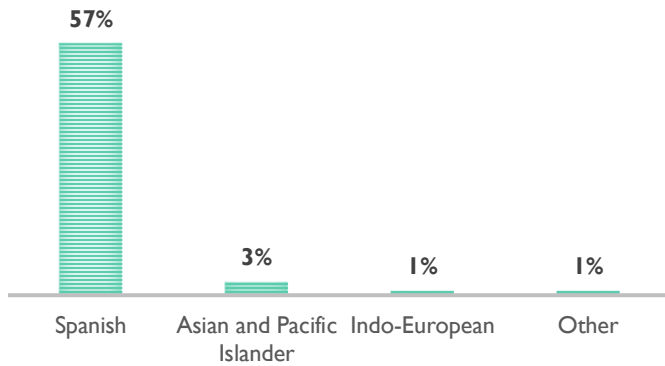


49% MALE

51% FEMALE



### LANGUAGES OTHER THAN ENGLISH SPOKEN AT HOME (OF THE 62%)

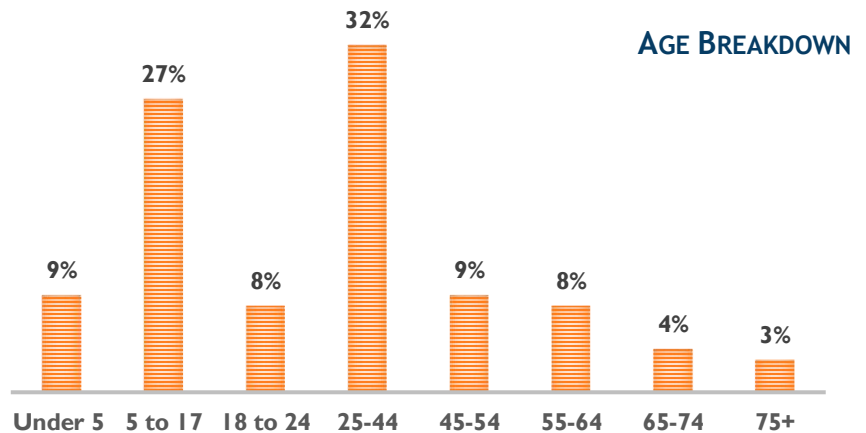


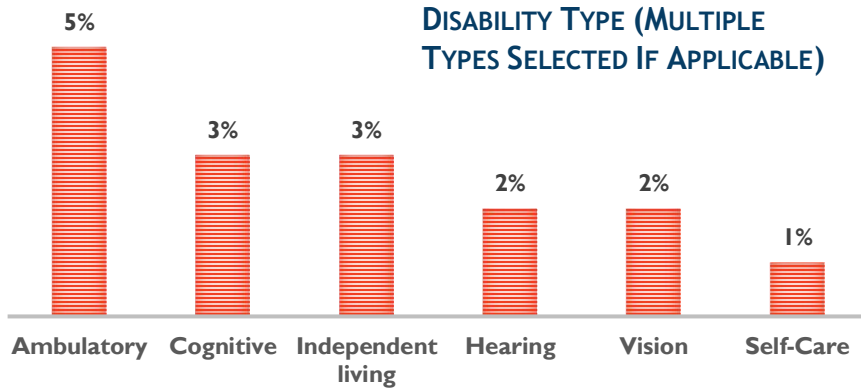
31% FOREIGN BORN

62% SPEAK A LANGUAGE OTHER THAN ENGLISH AT HOME

25% SELF-IDENTIFY AS SPEAKING ENGLISH LESS THAN VERY WELL

28 MEDIAN AGE





**7% LIVING WITH A DISABILITY**



**\$950 MEDIAN GROSS RENT**

**\$176,575 MEDIAN HOME VALUE**



**35% RENT AS PERCENT OF INCOME**

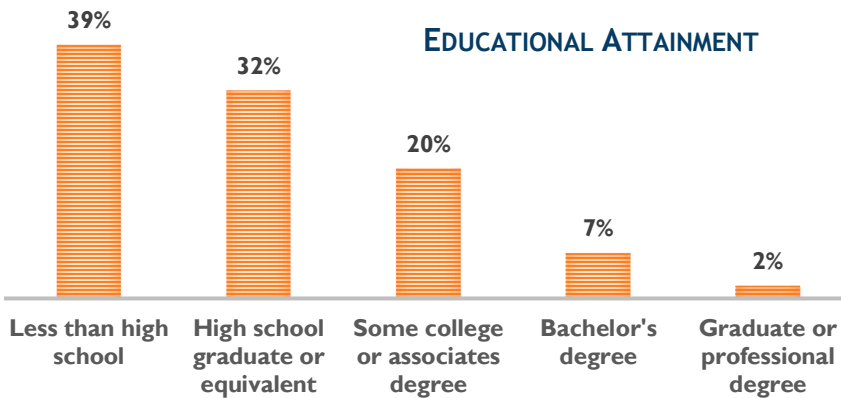
**32% POVERTY LEVEL**

**% HOMEOWNERS  
% RENTERS**

**2% UNEMPLOYMENT RATE**



**\$20,922 MEDIAN INCOME**



**61% HIGH SCHOOL GRADUATE OR HIGHER**

