

Colorado Nonprofit Economic Impact Report

Key Report Findings

In both jobs (330,000) & GDP (\$40 billion), nonprofits create positive impact for the state beyond their core mission areas. Nonprofits are a force for good in communities and a major contributor to the Colorado economy.

Thus, nonprofit leaders are critical to community decision making.

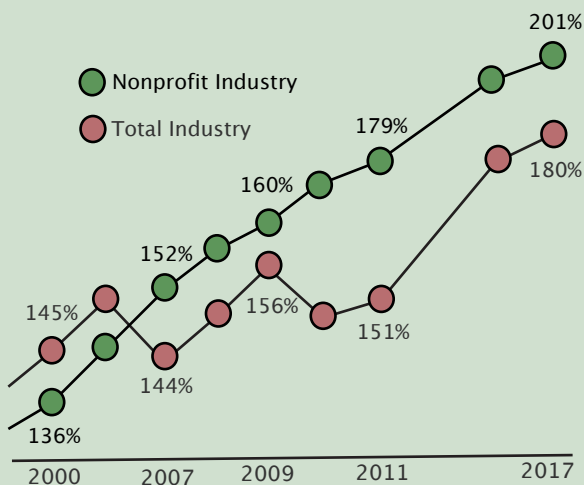
23,147 nonprofits in Colorado statewide

\$40 billion in economic impact

11.3% of overall GDP

330,000 jobs directly & indirectly

Colorado Nonprofits' Steady Job Growth



Total & Nonprofit Employment in CO (shown as % increase over 1990) 2001-2017

The nonprofit sector directly employs 189,600, supports 56,800 jobs in business to business activity, and supports 86,500 induced jobs through economic spending, 9% of all jobs.

JOBS
IN DEPTH

Colorado's nonprofit sector employs more than the Agriculture, Mining, and Information industries combined.

REPORT PARTNERS



DENVER OFFICE OF STRATEGIC PARTNERSHIPS

Economic Impact: GDP & Jobs

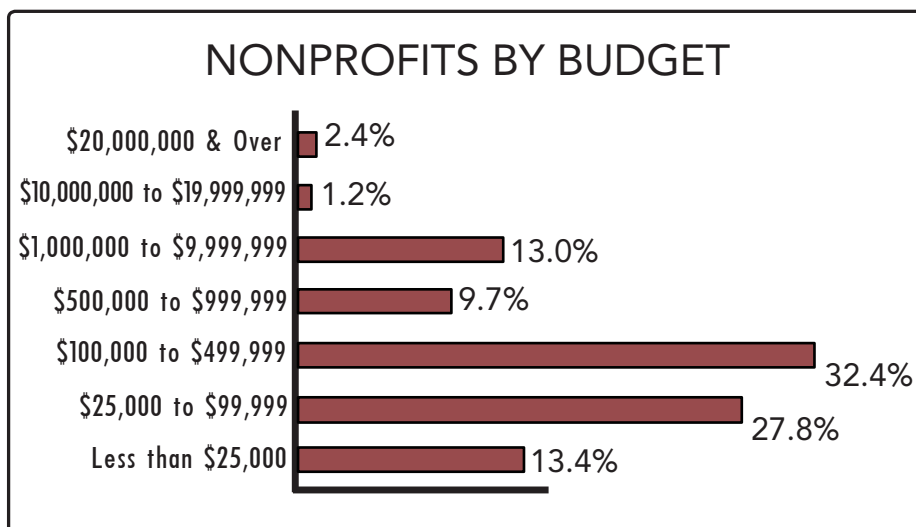


GDP IN DEPTH

Colorado's nonprofit sector creates \$20 billion in direct spending and another \$7 billion in value through volunteerism. The sector's spending is doubled (on average), rippling through local and regional economies.


The total economic impact on the state is approximately \$40 billion, 11.3% of the economy.

Colorado Nonprofits: Small Budgets, Huge Impacts




The vast majority of Colorado nonprofits provide important services with annual budgets of less than half a million dollars.

FOR EVERY \$1 MILLION SPENT, THE PRIVATE AND NONPROFIT SECTORS CREATE...



NONPROFIT: 10 JOBS



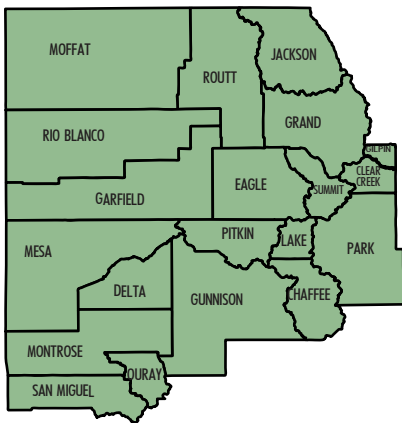
PRIVATE: 7 JOBS

Satewide Impact: Rural Communities

The impacts of nonprofits is larger in rural communities across Colorado in both jobs and GDP.

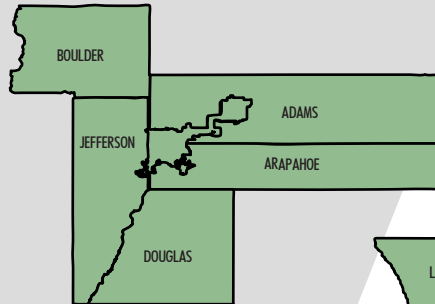
NORTHWEST REGION

- 3,100 nonprofits
- \$1.7 billion in spending
- \$2.6 billion in revenue
- Supporting 16,299 jobs



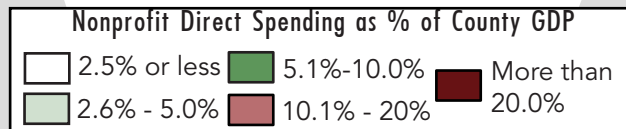
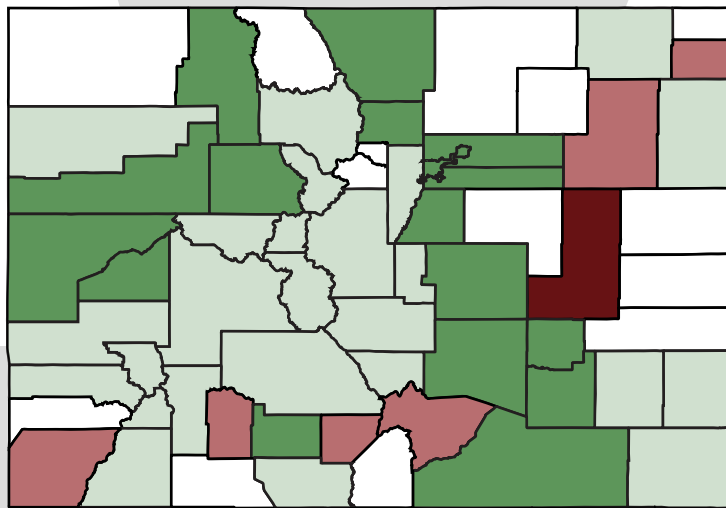
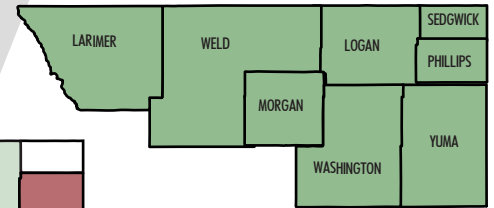
DENVER METRO REGION

- 12,430 nonprofits
- \$13.2 billion in spending
- \$20 billion in revenue
- Supporting 120,939 jobs



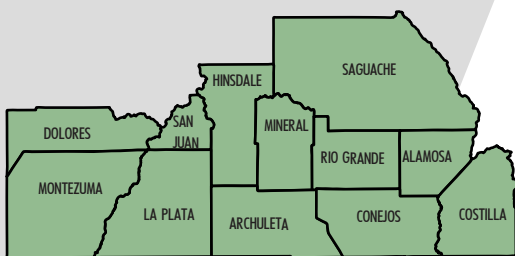
NORTHEAST REGION

- 2,629 nonprofits
- \$1.6 billion in spending
- \$2.5 billion in revenue
- Supporting 16,773 jobs



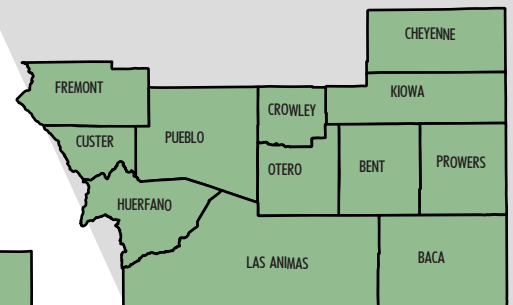
SOUTHWEST REGION

- 1,062 nonprofits
- \$545 million in spending
- \$812 million in revenue
- Supporting 5,137 jobs



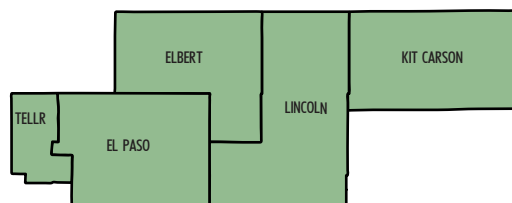
SOUTHEAST REGION

- 1,226 nonprofits
- \$840 million in spending
- \$975 million in revenue
- Supporting 8,647 jobs



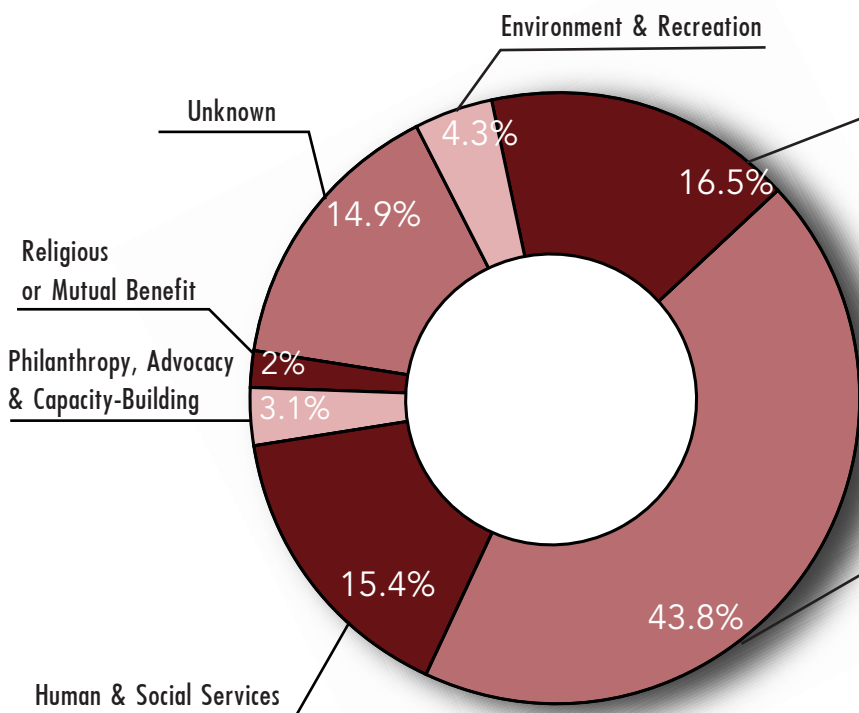
CENTRAL REGION

- 2,700 nonprofits
- \$2 billion in spending
- \$3.2 billion in revenue
- Supporting 21,846 jobs



Nonprofit Sector Missions

NONPROFITS BY MISSION



Arts, Education & Science

2,226 educational organizations with assets of \$8.4 billion.

Health & Public Safety

2,804 health-related organizations with assets of \$28.5 billion.

1,600 foundations give approximately \$1.1 billion in grants annually.

Take Action

The Colorado nonprofit sector is thriving, thanks to the generous support of many different people and organizations. Become a part of the sector's success today:

- Include nonprofit leaders in community decision-making;
- Donate to nonprofits that have a mission you want to support;
- Contact a nonprofit today to volunteer time or serve on a board or committee;
- Support government funding for Colorado nonprofits;

REPORT SPONSORS



Research conducted by
Economic & Planning
Systems and
Corona Insights

Report Designed by
Alex Derr