

Mestizo Curtis Park Pool Survey #3

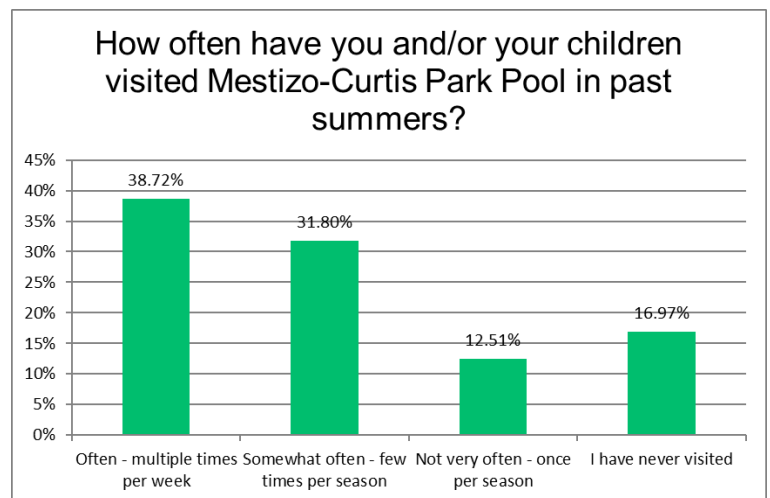
Overview

DPR launched an additional survey from December 15, 2025, to January 5, 2025, to ensure that the configuration of the future Mestizo Curtis Pool reflects the community's priorities. This additional survey and meeting on January 15, 2026, were scheduled to address concerns that not enough community members had engaged in the prior outreach, which consisted of two surveys and three public meetings. To learn more, visit denvergov.org/parkprojects.

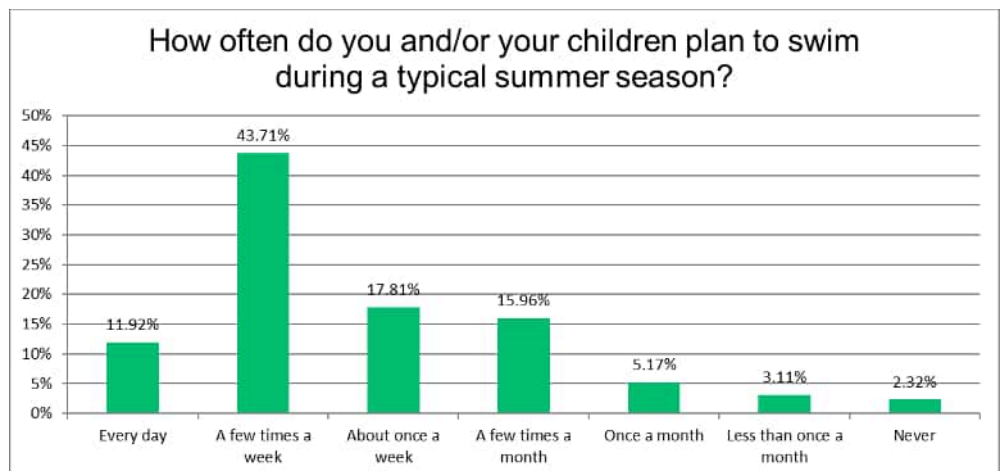
Who Responded

Approximately 1,500 people responded to the survey. This was significantly more than had responded to the previous two surveys. When asked if they participated in prior engagement about the pool design (Fall 2024 to Spring 2025), 25% responded yes and 62% responded no, with 13% unsure.

- Respondents were primarily users of the pool when it was open in previous summers:
 - 38.7% visited multiple times a week; 32% visited a few times per season; 13% visited once per season
 - 17% had never visited the pool, reflecting those who did not live in the neighborhood during that time, as well as those who do not use the pool at all or do not live nearby.



- Respondents primarily plan to swim in this pool at least once a week, once open.
 - 12% plan to swim daily; 44% a few times per week; 18% once a week; 16% a few times per month; 5% once a month
 - Only 5% of respondents reported planning on using the pool less than once a month or never at all.

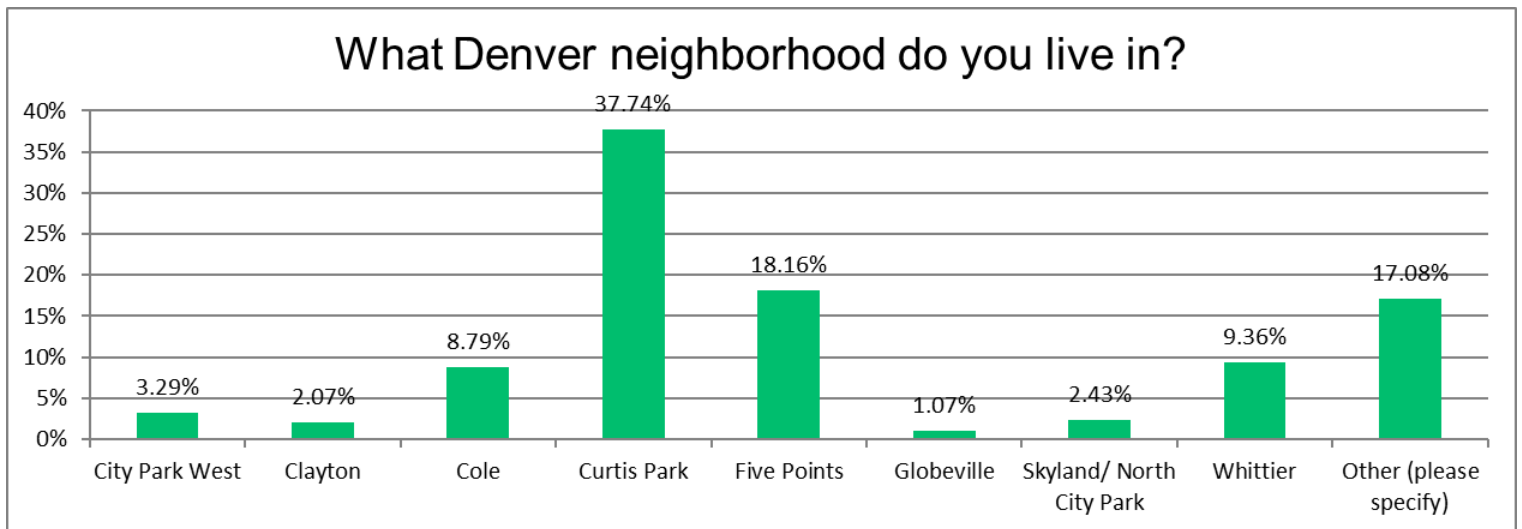


Mestizo Curtis Park Pool Survey #3

Who Responded (Demographics)

These questions are always optional but help to see the community members that were reached with the survey and to see any gaps in outreach.

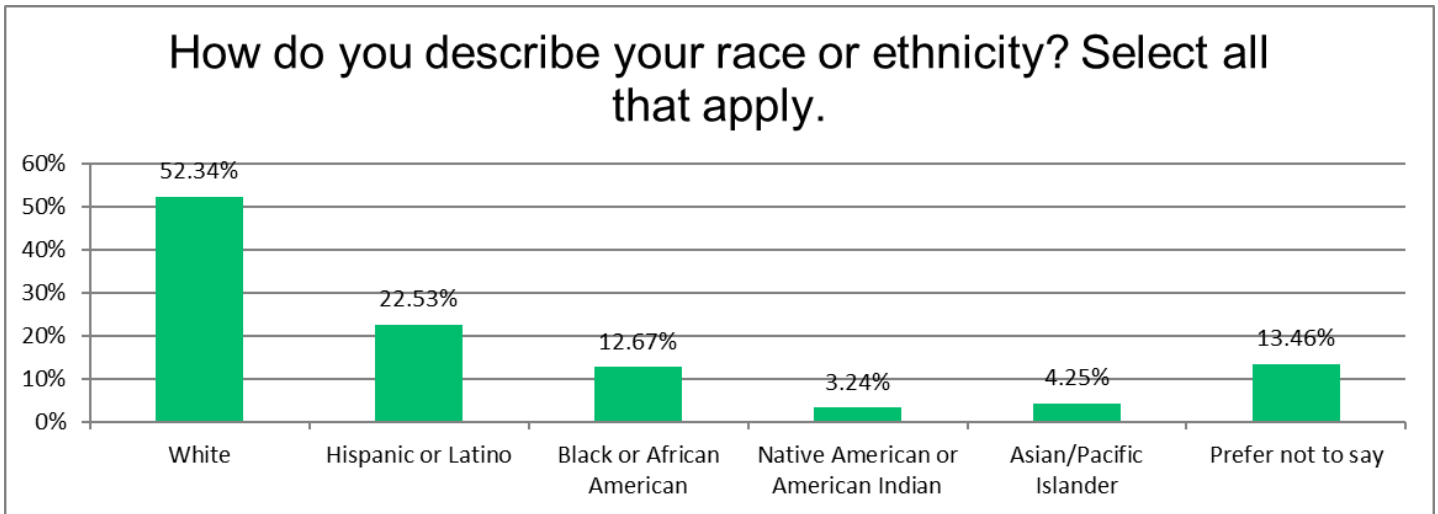
- 83% of respondents live in one of the 8 neighborhoods called out in the survey (City Park West, Clayton, Cole, Curtis Park, Five Points, Globeville, Skyland/North City Park, Whittier).
 - The majority (56%) live in Curtis Park and Five Points; 9 % in Whittier, 9% in Cole, 3% in City Park West, 2% in Skyland, 2% in Clayton, and 1% in Globeville.
- 17% live outside of those identified neighborhoods (“other”). Many were listed, such as Cook Park, Sloans Lake, Lowry, Green Valley Ranch, as well as Aurora and Lakewood. However Park Hill and Capitol Hill were most often listed.
- Zip Codes were also collected, with 77% listing 80205.
 - The next highest zip code listed was 80207 with 3%.
 - 80216, 80204, 80206 all reached around 1.5%.



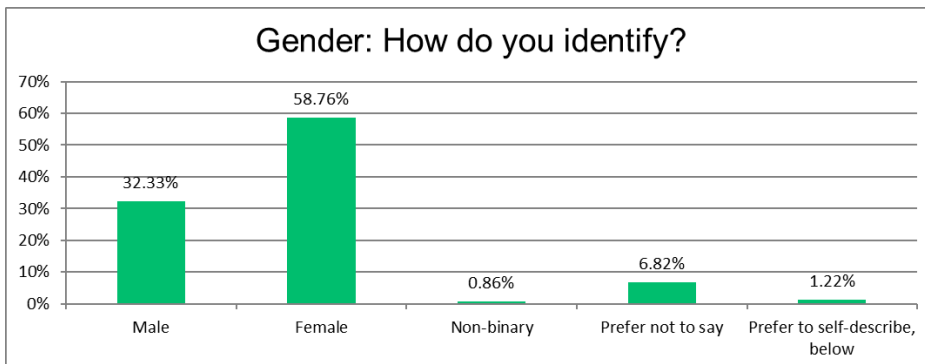
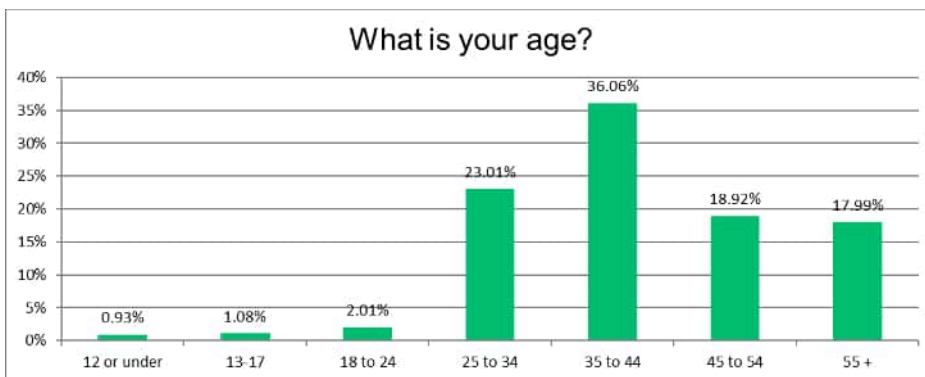
Mestizo Curtis Park Pool Survey #3

Who Responded (Demographics Continued)

- Respondents were able to self-identify their race and/or ethnicity, and could select “all that apply.”
 - 52% identified as White; 23% Hispanic/Latino; 13% Black/African American; 3% Native American; 4% Asian; 13% prefer not to share



- The majority of respondents are over the age of 24, with only 4% ages 24 or younger. Respondents also skewed female.



Mestizo Curtis Park Pool Survey #3

Preferred Pool Layout Configuration

When asked to select the preferred layout, 73% selected option A (50m) and 27% selected option B (25m).

